

# À LA CARTE

Premium\_Lite Line\_New Line 2025



# Contents

Carcase .....	2
Visible sides.....	3 - 5
Dimensions for carcase and doors.....	6 - 12
Universal and range-assigned glass options.....	13
Blum LEGRABOX / TANDEMBOX-ANTARO .....	14 - 15
Blum TANDEMBOX-PLUS .....	16

## Melamine

TOUCH / TOUCH com .....	18 - 19
PORTO H/V wl / PORTO H/V wl com.....	20
ALBERO H/V / ALBERO H/V com.....	21
SINCRONO H/V / SINCRONO H/V com.....	22 - 23
SHERWOOD H/V / SHERWOOD H/V com.....	24
SMART H/V / SMART H/V com.....	25
CEMENTO / CEMENTO com.....	26
METALL H/V / METALL H/V com.....	27
STONWORK H/V / STONWORK H/V com.....	28
SABLE H/V / SABLE H/V com.....	29
METAPOR H/V / METAPOR H/V com.....	30
TEXTILO H/V / TEXTILO H/V com.....	31
RIGA V / RIGA V com, TOLDA V / TOLDA V com.....	32
METALL V CLOUDY / METALL V CLOUDY com.....	33
UNIQUE / UNIQUE com.....	33
VULCANO / VULCANO com.....	34

## Matt

FEELWOOD H/V / FEELWOOD H/V com .....	36
ONE / ONE com .....	37
OPACO / OPACO com .....	38
FROST / FROST com .....	39
EXTREM / EXTREM com, URBAN / URBAN com.....	40
STYLO .....	41
FENIX / FENIX com.....	42
ART-GLAS MATT .....	43
LUNA R2 / LUNA R2 com.....	44
LUNA MICRON / LUNA MICRON com.....	45
LUNA SOFT / LUNA SOFT com .....	46
INSPIRATION SOFT .....	47
MILA SOFT.....	48

## High-gloss

LUCE / LUCE com.....	50 - 51
ESPRIT / ESPRIT com.....	52
PASSION / PASSION com .....	53
PASSION R2 RAL .....	53
ART-GLAS GLOSS .....	54

## Foil-wrapped

MODIO 8 .....	56
MELIA.....	57
SANTOS.....	58

## Wood Edition: Wood Range + Wood Specials

WOOD RANGE + SPECIALS Overview .....	60 - 62
GIRO H/V .....	63
MERINO H/V .....	64 - 65
SPLIT PLANK-OAK V, SPLIT OAK H/V .....	66
LAMELLA .....	67
CADRE.....	68
TELAIO.....	69
STRETTO.....	70
TOSCANA .....	71
OBLIQUO H/V .....	72
CHIBA V, REAL-OAK H/V .....	73
VERTICO V .....	74
BLACK-LINE, NOTCHO .....	75
BLACK STRIPE V, ROUGH zero + R15.....	76
ORBITA, RIPIENO.....	77

## Handles & Knobs, worktop styles, discontinued items

Handles .....	79 - 82
Worktop styles .....	83 - 86
Discontinued items 2024 .....	87







# Legend

<b>N</b>	NEW
<b>GL</b>	Handleless (flatdoor), profile stainless steel, black or bianco lacquered
<b>GLD E/B</b>	Handleless (flatdoor), profile stainless steel, black lacquered
<b>GLV E/B</b>	Handleless (door with 45° chamfer + metal-strip) metal-strip stainless steel or black
<b>GLXE</b>	Handleless (door with 90° routing + stainless steel strip)
<b>GLV 45</b>	Handleless (door with 45° chamfer)
<b>GLU</b>	Handleless (wooden door with U-routing)
<b>ELarge</b>	Extra Large, tall units with one continuous full height door can be supplied up to a height of 195 cm for wooden door styles and up to 260 cm in height for unicolour door styles.
<b>[←EWide→]</b>	Extra Wide drawers and flap doors are available in custom dimensions up to a maximum of 240 cm in width.
<b>XTend</b>	Tall unit doors are available with one continuous door. (no filler panel)
<b>COM</b>	Specific door styles are available with <b>Com handleoption rounded 996, square 994 + 997 and down 995</b>
<b>CLA</b>	Because of the technical requirements of our COM-option, some appliance housings request a different door layout compared with the standard layout (see price list).

## Carcase

<b>KS</b>	Matching carcase colour for inside and outside
*	Selectable, no matching colour for front colour

## Cornice / Light pelmet

<b>OZ 14</b>	 Light pelmet melamine or matt lacquered
<b>OZ 15</b>	 Cornice melamine or matt lacquered
<b>OZ 36</b>	 Light pelmet melamine or matt lacquered
<b>OZ 37</b>	 Cornice melamine or matt lacquered
<b>OZ 40</b>	 Light pelmet mit Holzstruktur, lackiert (F4)
<b>OZ 41</b>	 Kranzleiste mit Holzstruktur, lackiert (F4)

## Pilasters (Shaker)

<b>K</b>	Pilaster, foil-wrapped
<b>M</b>	Pilaster solid square, lacquered

## Open shelving

**Please note on your order if a surface other than KS is required!** (Wood door styles always displayed with a vertical grain run)

-	Colour not available
<b>KS</b>	Melamine*
<b>WL</b>	Woodline
<b>ST</b>	Texture
<b>UM</b>	Ultra-matt
<b>KU</b>	foil-wrapped
<b>SM</b>	HPL matt
<b>SG</b>	HPL gloss
<b>F2</b>	knotty brushed (knotty veneer with figure, brushed)
<b>F3</b>	striped brushed (plain Veneer without figure, brushed)
<b>F4</b>	silky smart (silky gloss finish)

## Visible sides

**Please always note on your order if a visible side is requested!** (Wood door styles always displayed with a vertical grain run)

-	none required
<b>KS</b>	Melamine

<b>WL</b>	Woodline
<b>ST</b>	Texture
<b>UM</b>	Ultra-matt
<b>UNQ</b>	individual
<b>SM</b>	HPL matt
<b>SMF</b>	HPL matt Fenix
<b>XTR</b>	HPL matt Extrem
<b>SZ</b>	HPL soft cement
<b>DL</b>	Direct lacquer
<b>UVM</b>	UV matt lacquered
<b>ACM</b>	Acryl matt
<b>ML</b>	Matt lacquered
<b>MLMI</b>	Matt lacquered Micron
<b>MLSO</b>	Matt lacquered Soft
<b>LM</b>	Lacquered metal look
<b>EG</b>	Fine gloss
<b>SG</b>	HPL gloss
<b>ACG</b>	Acryl gloss
<b>UVHG</b>	UV high gloss
<b>LG</b>	High-gloss lacquered
<b>F1</b>	knotty raw (strong veneer, knotty with figure, blasted)
<b>F2</b>	knotty brushed (knotty veneer with figure, brushed)
<b>F3</b>	striped brushed (plain Veneer without figure, brushed)
<b>F4</b>	silky smart (silky gloss finish)

## Panels

-	none required
<b>KS</b>	Melamine*
<b>KU</b>	foil-wrapped
<b>WL</b>	Woodline
<b>ST</b>	Texture
<b>UM</b>	Ultra-matt
<b>UNQ</b>	individual
<b>SM</b>	HPL matt
<b>SMF</b>	HPL matt Fenix*
<b>XTR</b>	HPL matt Extrem*
<b>SZ</b>	HPL soft cement
<b>DL</b>	Direct lacquer
<b>UVM</b>	UV matt lacquered
<b>ACM</b>	Acryl matt
<b>ML</b>	Matt lacquered
<b>MLMI</b>	Matt lacquered Micron
<b>MLSO</b>	Matt lacquered Soft
<b>LM</b>	Lacquered metal look
<b>EG</b>	Fine gloss
<b>SG</b>	HPL gloss
<b>ACG</b>	Acryl gloss
<b>UVHG</b>	UV high gloss
<b>LG</b>	High-gloss lacquered
<b>F1</b>	knotty raw (strong veneer, knotty with figure, blasted)
<b>F2</b>	knotty brushed (knotty veneer with figure, brushed)
<b>F3</b>	striped brushed (plain Veneer without figure, brushed)
<b>F4</b>	silky smart (silky gloss finish)

## Plinth panels

**Please note on your order if a surface other than KS is required!** (Wood door styles always displayed with a vertical grain run)

-	none required
<b>KS</b>	Melamine
<b>KU</b>	foil-wrapped
<b>WL</b>	Woodline horizontal (max. 260 cm)
<b>ST</b>	Texture horizontal (max. 260 cm)
<b>UM</b>	Ultra-matt (max. 260 cm)
<b>UNQ</b>	individual
<b>SM</b>	HPL matt
<b>SMF</b>	HPL matt Fenix
<b>XTR</b>	HPL matt Extrem
<b>SZ</b>	HPL soft cement
<b>DL</b>	Direct lacquer
<b>UVM</b>	UV matt lacquered
<b>ACM</b>	Acryl matt
<b>ML</b>	Matt lacquered
<b>MLMI</b>	Matt lacquered Micron
<b>MLSO</b>	Matt lacquered Soft
<b>LM</b>	Lacquered metal look
<b>EG</b>	Fine gloss (max. 260 cm)
<b>SG</b>	HPL gloss
<b>ACG</b>	Acryl gloss
<b>UVHG</b>	UV high gloss
<b>LG</b>	High-gloss lacquered
<b>F1</b>	knotty raw (strong veneer, knotty with figure, blasted)
<b>F2</b>	knotty brushed (knotty veneer with figure, brushed)
<b>F3</b>	striped brushed (plain Veneer without figure, brushed)
<b>F4</b>	silky smart (silky gloss finish)

## Carcase finishes

PREMIUM LINE

Carcase as **standard** in same decor inside and outside with PP edging



bianco 006



black 008



carbon 063



dolphin 123



graphite 017



halifax crack oak 199



cashmere 024



pebble-grey 064



londra 044




magnolia 090



natural knotty oak 028



optiwhite 007



orion 243



scandinavian 500



shell 244



slate 128



snow 101



walnut 216

All wood decors with textured surface (WL/ST)



## Carcase finishes

LITE LINE


Carcase as **standard** in same decor inside and outside with PP edging



bianco 006




carbon 063



dolphin 123



scandinavian 500



slate 128




## Carcase finishes

NEW LINE


Carcase as **standard** in same decor inside and outside with PP edging



bianco 006




carbon 063



dolphin 123



scandinavian 500



slate 128



If the carcass is ordered with a visible side, please keep in mind that its edge comes in the colour of the visible side. All other edges are displayed in the ordered carcass colour. Due to the characteristics of a wooden material, the colours of a visible side can deviate slightly from the colour play of the displayed door style.

## VISIBLE SIDES AT NO EXTRA CHARGE

VISIBLE SIDE:	CARCASE:	VISIBLE SIDE:	CARCASE:	VISIBLE SIDE:	CARCASE:
<b>KS melamine</b>		<b>KS melamine</b>		<b>EG Fine gloss</b>	
arcai-red	to choice	sharky	to choice	cashmere	cashmere
blackblue	to choice	stormgrey	to choice	<b>UM Melamine ultra-matt</b>	
blackgreen	to choice	<b>WL Woodline</b>		bianco	bianco
fango	to choice	black burned	to choice	magnolia	magnolia
grigio	to choice	denver-oak	to choice	snow	snow
moss	to choice	oak bardolino	to choice		
muscata	to choice	sanremo oak	to choice		
sage	(N) to choice	vicenza oak claire	to choice		

## VISIBLE SIDES AT EXTRA CHARGE

ST Texture	UNIQUE UNQ	DL Direct lacquer
agave (Feelwood)	unq (N) to choice	orion
amber		sage (N) to choice
argento	<b>XTR HPL matt Extrem</b>	<b>ML - Matt lacquered</b>
ash metallic (N)	black	snow
basalt dark	graphite	RAL/Sikkens/NCS colours
bellis (N)	londra	<b>MLMi - Matt lacquered Micron</b>
black (Albero)	optiwhite	bianco
black (Cemento)	orion	black
black (Feelwood)	shell	carbon
black (Metall)	snow	graphite
black (Riga)	<b>SM HPL matt</b>	cashmere
bronze	bianco	pebble-grey
brown (Metall)	magnolia	londra
brown (Riga)	optiwhite	marone
carbon (Feelwood)	shell	midnight blue
clay	<b>SMF HPL matt Fenix</b>	moos
coffee	bianco	olive
dust (N)	black	orion
espresso (N)	bromo	seta
halifax nature	cacao	shell
halifax tin dark	light grey	snow
halifax white	kos white	fir green
hazel (Riga)	londra	urbano
hazel (Sable)	midnight blue	RAL/Sikkens/NCS colours
jute (N)	optiwhite	<b>MLSO - Matt lacquered Soft</b>
knotty oak	rosso	bianco
light grey	verde	black
londra (Feelwood)	<b>UVM Matt lacquered</b>	carbon
mocca (N)	agave	graphite
nature	aqua	cashmere
nocciola	bianco	pebble-grey
noce	black	londra
noce (Tolda) (N)	carbon	marone
nougat metallic (N)	crush gold	midnight blue
light oxide	dolphin	moos
sabbia (N)	fango	olive
sand (Cemento)	graphite	orion
sherwood black	cashmere	seta
sherwood burned wood	pebble-grey	shell
sherwood bushy park	laguna	snow
sherwood engadina	londra	fir green
sherwood graphite	ocean	urbano
sherwood greenwich	slate	<b>LM Lacquered metal look</b>
sherwood nature	snow	bronze dark
sisal (N)	steel gold-brown	bronze light
dark steel	<b>DL Direct lacquer</b>	burnished brush (N)
steel blue	bianco	silver
terra (N)	black	titanium
tobac (Riga)	fango	<b>ACM - Acrylic matt</b>
tobac (Sable)	graphite	aureo metallic
turmalin	grigio	bianco
vaniglia (N)	cashmere	black
	londra	

## Visible sides

## PREMIUM LINE

If the carcass is ordered with a visible side, please keep in mind that its edge comes in the colour of the visible side. All other edges are displayed in the ordered carcass colour. Due to the characteristics of a wooden material, the colours of a visible side can deviate slightly from the colour play of the displayed door style.

### VISIBLE SIDES AT EXTRA CHARGE

VISIBLE SIDE:	CARCASS:	VISIBLE SIDE:	CARCASS:	VISIBLE SIDE:	CARCASS:
<b>ACM - Acrylic matt</b>		<b>F1 Knotty raw</b>		<b>F2 Knotty brushed</b>	
graphite	graphite	beachwood	to choice	scandinavian	(N) to choice
luminoso metallic	to choice	bianco	bianco	shell	shell
lunis metallic	(N) to choice	black	black	walnut	to choice
opale	to choice	chalk	to choice	RAL/Sikkens/NCS colours	to choice
snow	snow	chestnut	to choice	<b>F3 Striped brushed</b>	
torba metallic	(N) to choice	driftwood	to choice	beachwood	to choice
terricio metallic	to choice	graphite	graphite	bianco	bianco
titanio metallic	to choice	nature	to choice	black	black
<b>SG HPL gloss</b>		olive	to choice	chalk	to choice
bianco	bianco	pastell loam	to choice	chestnut	to choice
optiwhite	optiwhite	pastell shadow	to choice	driftwood	to choice
snow	snow	pastell smoke	to choice	nature	to choice
<b>LG High-gloss lacquered</b>		plage	to choice	olive	to choice
snow	snow	scandinavian	(N) to choice	scandinavian	(N) to choice
RAL/Sikkens/NCS colours	to choice	shell	shell	shell	shell
<b>UVHG Lacquer high-gloss</b>		RAL/Sikkens/NCS colours	to choice	walnut	to choice
bianco	bianco	<b>F2 Knotty brushed</b>		RAL/Sikkens/NCS colours	to choice
cashmere	cashmere	beachwood	to choice	<b>F4 Silky smart</b>	
optiwhite	optiwhite	bianco	bianco	bianco	bianco
snow	snow	black	black	black	black
<b>ACG - Acrylic glossy</b>		chalk	to choice	olive	to choice
bianco	bianco	chestnut	to choice	shell	shell
black	black	driftwood	to choice	RAL/Sikkens/NCS colours	to choice
fumo	to choice	nature	to choice		
cashmere	cashmere	olive	to choice		
snow	snow	real-nature	to choice		

## Visible sides

## LITE LINE

If the carcass is ordered with a visible side, please keep in mind that its edge comes in the colour of the visible side. All other edges are displayed in the ordered carcass colour. Due to the characteristics of a wooden material, the colours of a visible side can deviate slightly from the colour play of the displayed door style.

### VISIBLE SIDES AT NO EXTRA CHARGE

VISIBLE SIDE:	CARCASS:	VISIBLE SIDE:	CARCASS:	VISIBLE SIDE:	CARCASS:
<b>KS melamine</b>		<b>KS melamine</b>		<b>WL Woodline</b>	
arcai-red	to choice	optiwhite	to choice	natural knotty oak	to choice
blackblue	to choice	orion	to choice	sanremo oak	to choice
blackgreen	to choice	sage	(N) to choice	vicenza oak claire	to choice
fango	to choice	sharky	to choice	<b>UM Melamine ultra-matt</b>	
grigio	to choice	shell	to choice	bianco	bianco
cashmere	to choice	snow	to choice	magnolia	to choice
pebble-grey	to choice	stormgrey	to choice	snow	to choice
londra	to choice	<b>WL Woodline</b>		<b>EG Fine gloss</b>	
magnolia	to choice	black burned	to choice	cashmere	to choice
moss	to choice	denver-oak	to choice		
muscata	to choice	oak bardolino	to choice		

### VISIBLE SIDES AT EXTRA CHARGE

ST Texture		ST Texture		ST Texture	
agave (Feelwood)	to choice	coffee	to choice	nocciola	to choice
amber	to choice	dust	(N) to choice	noce	to choice
ash metallic	(N) to choice	halifax crack oak	to choice	nougat metallic	(N) to choice
argento	to choice	halifax nature	to choice	light oxide	to choice
basalt dark	to choice	halifax tin dark	to choice	sabbia	(N) to choice
bellis	(N) to choice	halifax white	to choice	sand (Cemento)	to choice
black (Albero)	to choice	hazel (Sable)	to choice	sherwood black	to choice
black (Cemento)	to choice	jute	(N) to choice	sherwood burned wood	to choice
black (Metall)	to choice	knotty oak	to choice	sherwood bushy park	to choice
brown (Metall)	to choice	light grey	to choice	sherwood engadina	to choice
carbon (Feelwood)	carbon	londra (Feelwood)	to choice	sherwood graphite	to choice
clay	to choice	nature	to choice	sherwood greenwich	to choice

## Visible sides

## LITE LINE

If the carcass is ordered with a visible side, please keep in mind that its edge comes in the colour of the visible side. All other edges are displayed in the ordered carcass colour. Due to the characteristics of a wooden material, the colours of a visible side can deviate slightly from the colour play of the displayed door style.

### VISIBLE SIDES AT EXTRA CHARGE

VISIBLE SIDE:	CARCASS:	VISIBLE SIDE:	CARCASS:	VISIBLE SIDE:	CARCASS:
<b>ST Texture</b>		<b>UVM Matt lacquered</b>		<b>SG HPL gloss</b>	
sherwood nature	to choice	fango	to choice	bianco	bianco
sisal	(N) to choice	graphite	to choice	optiwhite	to choice
dark steel	to choice	cashmere	to choice	snow	to choice
steel blue	to choice	pebble-grey	to choice	<b>UVHG Lacquer high-gloss</b>	
terra	(N) to choice	laguna	to choice	bianco	bianco
tobac (Sable)	to choice	londra	to choice	cashmere	to choice
turmalin	to choice	ocean	to choice	optiwhite	to choice
vaniglia	(N) to choice	slate	slate	snow	to choice
walnut	to choice	snow	to choice	<b>LG High-gloss lacquered</b>	
<b>SM HPL matt</b>		steel gold-brown	to choice	snow	to choice
bianco	bianco	<b>DL Direct lacquer</b>			
magnolia	to choice	bianco	(N) bianco		
optiwhite	to choice	black	to choice		
shell	to choice	fango	(N) to choice		
<b>UVM Matt lacquered</b>		graphite	(N) to choice		
agave	to choice	grigio	to choice		
aqua	to choice	cashmere	to choice		
bianco	bianco	londra	(N) to choice		
black	to choice	orion	to choice		
carbon	carbon	sage	(N) to choice		
crush gold	to choice	<b>ML - Matt lacquered</b>			
dolphin	delphin	snow	to choice		

## Visible sides

## NEW LINE

If the carcass is ordered with a visible side, please keep in mind that its edge comes in the colour of the visible side. All other edges are displayed in the ordered carcass colour. Due to the characteristics of a wooden material, the colours of a visible side can deviate slightly from the colour play of the displayed door style.

### VISIBLE SIDES AT NO EXTRA CHARGE

VISIBLE SIDE:	CARCASS:	VISIBLE SIDE:	CARCASS:	VISIBLE SIDE:	CARCASS:
<b>KS melamine</b>		<b>KS melamine</b>		<b>UM Melamine ultra-matt</b>	
arcai-red	to choice	orion	to choice	bianco	bianco
blackblue	to choice	sage	(N) to choice	magnolia	to choice
blackgreen	to choice	sharky	to choice	snow	to choice
carbon	carbon	shell	to choice	<b>EG Fine gloss</b>	
dolphin	dolphin	slate	slate	cashmere	to choice
fango	to choice	stormgrey	to choice		
grigio	to choice	<b>WL Woodline</b>			
cashmere	to choice	black burned	to choice		
pebble-grey	to choice	denver oak	to choice		
londra	to choice	oak bardolino	to choice		
moss	to choice	natural knotty oak	to choice		
muscata	to choice	sanremo oak	to choice		
optiwhite	to choice	vicenza oak claire	to choice		

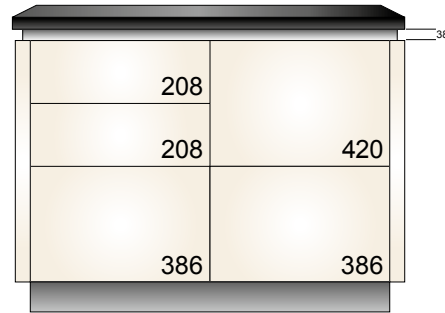
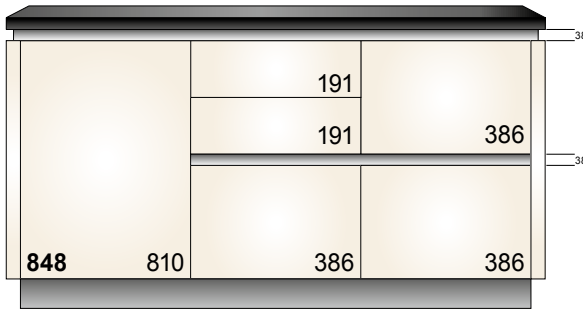
### VISIBLE SIDES AT EXTRA CHARGE

VISIBLE SIDE:	CARCASS:	VISIBLE SIDE:	CARCASS:	VISIBLE SIDE:	CARCASS:
<b>ST Texture</b>		<b>ST Texture</b>		<b>DL Direct lacquer</b>	
amber	to choice	steel blue	to choice	bianco	(N) bianco
argento	to choice	terra	(N) to choice	black	to choice
basalt dark	to choice	walnut	to choice	fango	(N) to choice
bellis	(N) to choice	<b>SM HPL matt</b>		graphit	(N) to choice
black (Cemento)	to choice	bianco	bianco	grigio	to choice
halifax crack oak	to choice	magnolia	to choice	cashmere	to choice
halifax nature	to choice	optiwhite	to choice	londra	(N) to choice
halifax tin dark	to choice	shell	to choice	orion	to choice
halifax white	to choice	<b>SG HPL gloss</b>		sage	(N) to choice
knotty oak	to choice	bianco	bianco	<b>UVHG Lacquer high-gloss</b>	
light grey	to choice	optiwhite	to choice	bianco	bianco
nocciola	to choice	snow	to choice	cashmere	to choice
light oxide	to choice			optiwhite	to choice
sand (Cemento)	to choice			snow	to choice

dimensions in mm

BASE UNITS

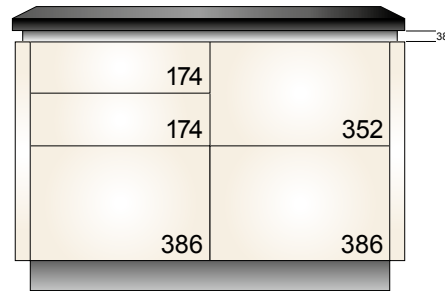
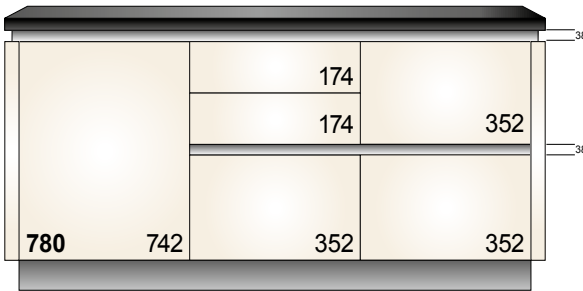
N GL 848



<< SMART GRID >>

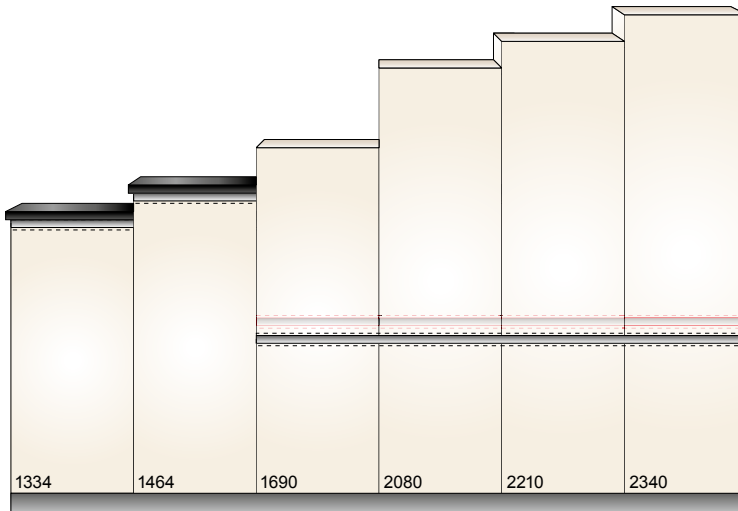
BASE UNITS

GL 780



TALL UNITS

GL 780 GL 848

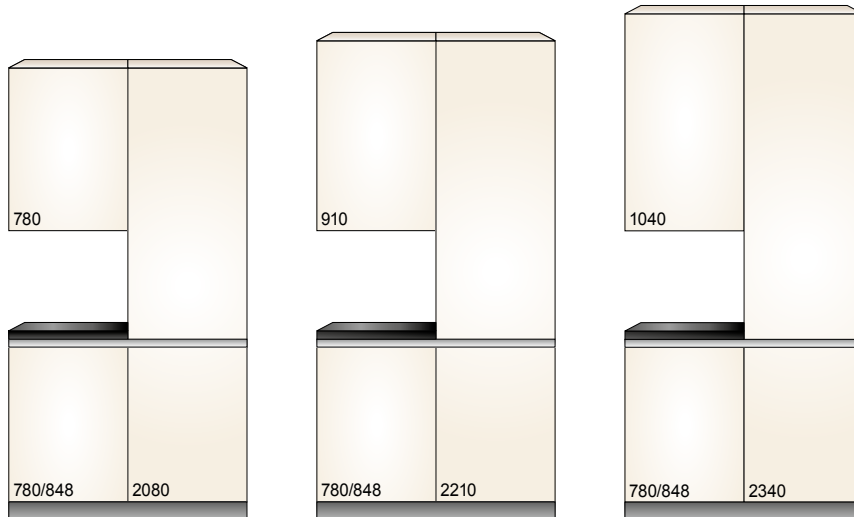


- GL
- GLD E/B
- GLV E/B
- GLX E
- GLV 45
- GLU
- GL 848 SMART GRID
- GL 780

<< SMART GRID >>

COMBINATION OF BASE, TALL AND WALL UNITS

GL 780 GL 848



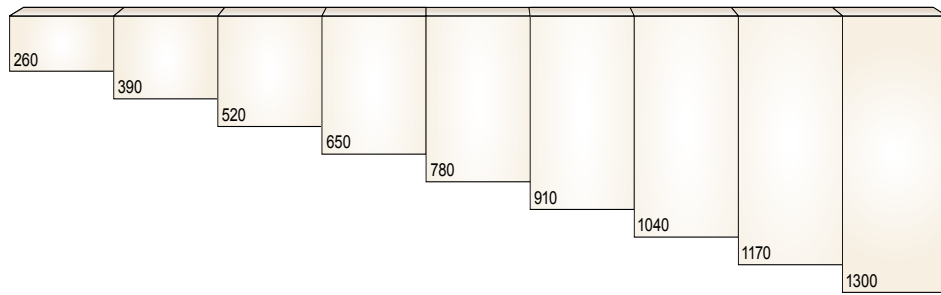
- GL
  - GLD E/B
  - GLV E/B
  - GLX E
  - GLV 45
  - GLU
  - GL 848 SMART GRID
  - GL 780
- Niche gap depending on selected base unit height.

<< SMART GRID >>



## WALL UNITS

S 126 GL 780 GL 848



- S 126
- GL 848 SMART GRID
- GL 780

<< SMART GRID >>

## BASE UNITS

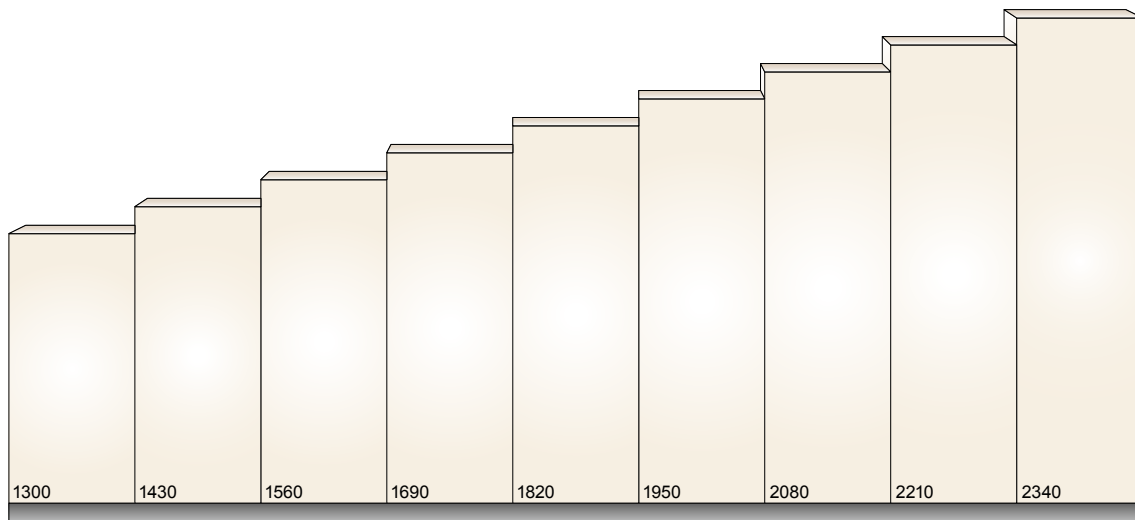
S 126

		126	126		126	126	126	
			256	386	126	126	126	256
					126	126	256	256
					126			
					126			
780	776	646	386	386	126	256	256	256

920 - 1020

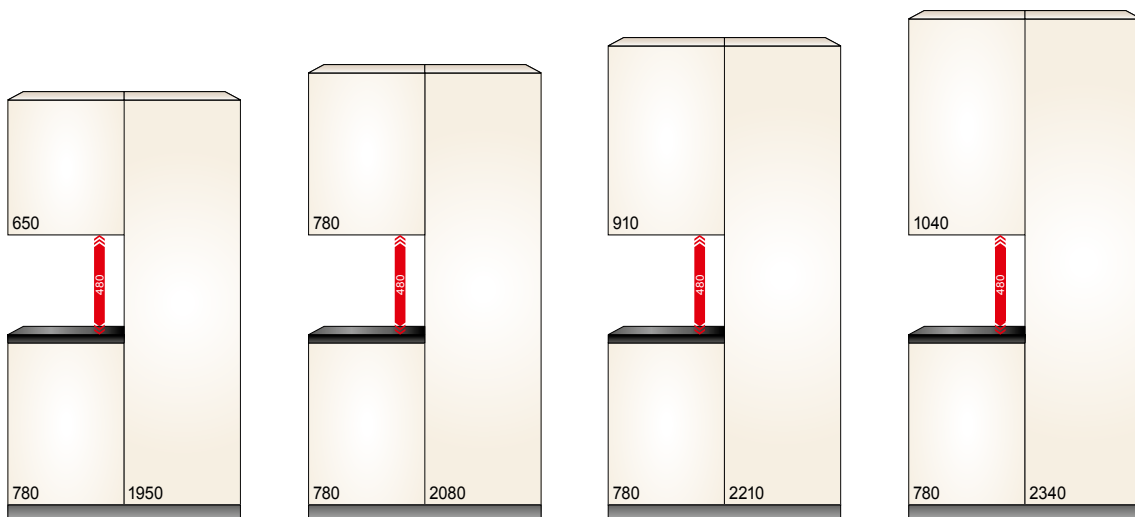
## TALL UNITS

S 126



## COMBINATION OF BASE, TALL AND WALL UNITS

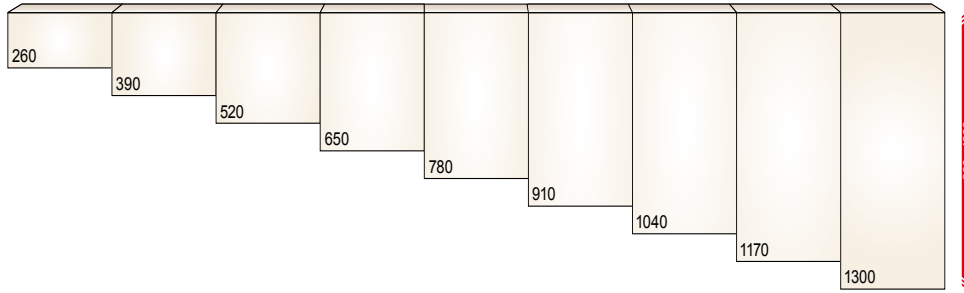
S 126



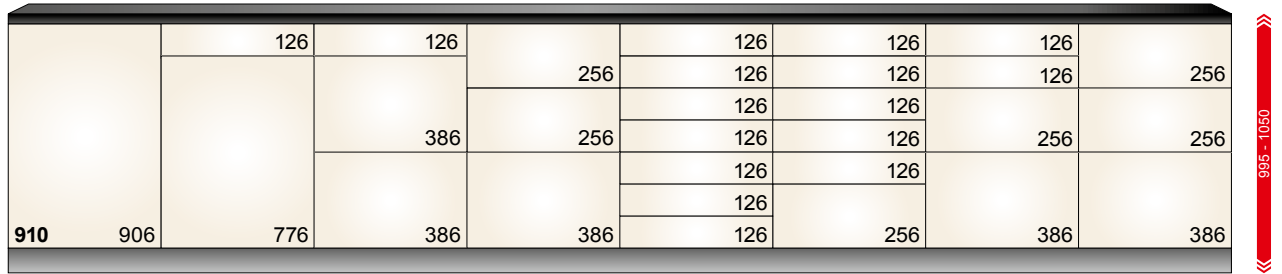
dimensions in mm

dimensions in mm

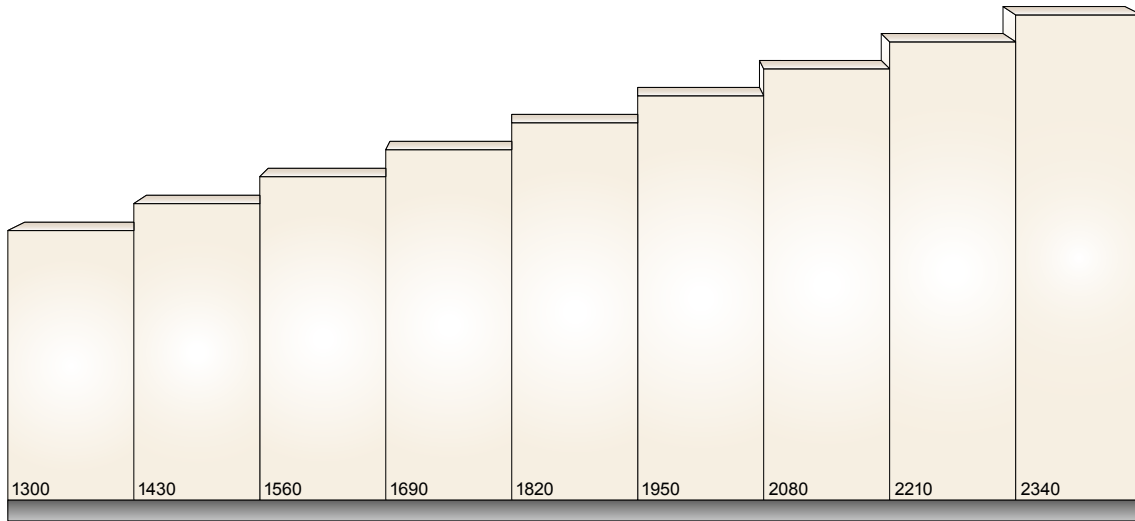
WALL UNITS



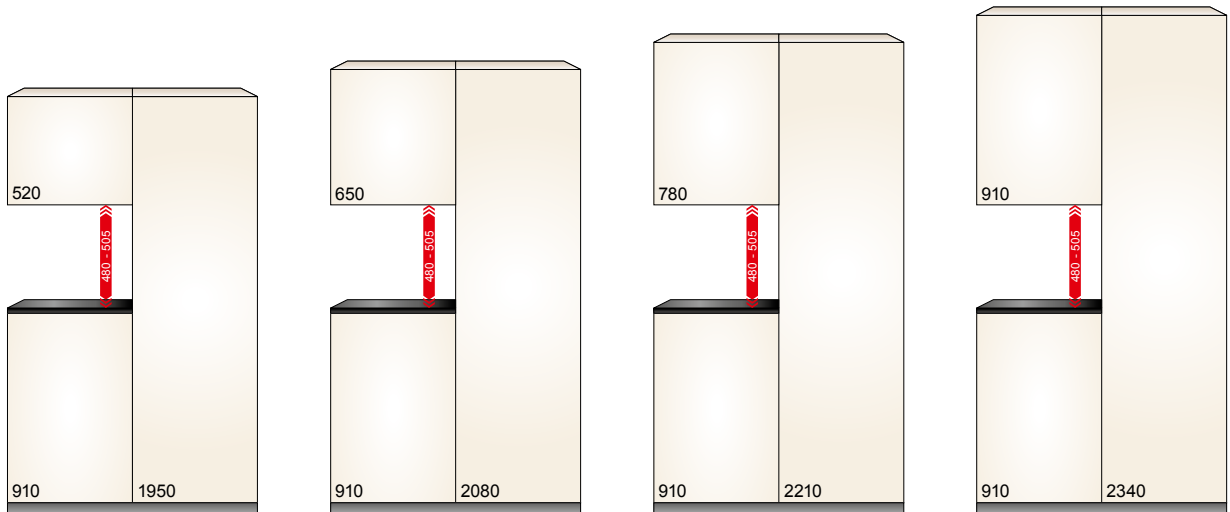
BASE UNITS



TALL UNITS

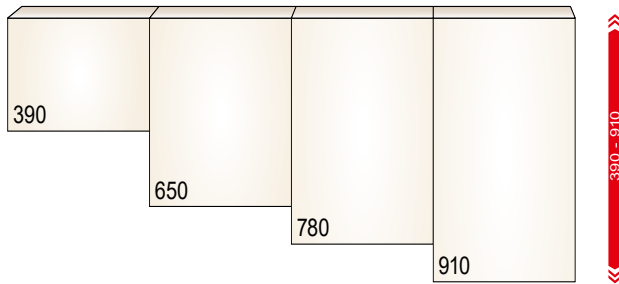


COMBINATION OF BASE, TALL AND WALL UNITS

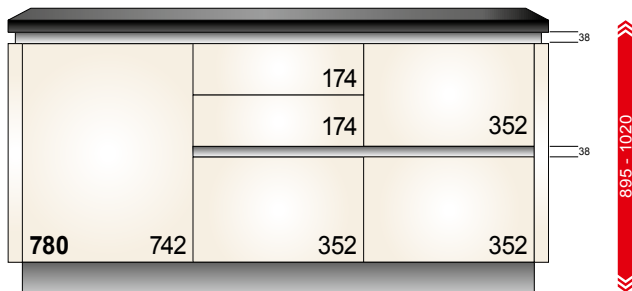


dimensions in mm

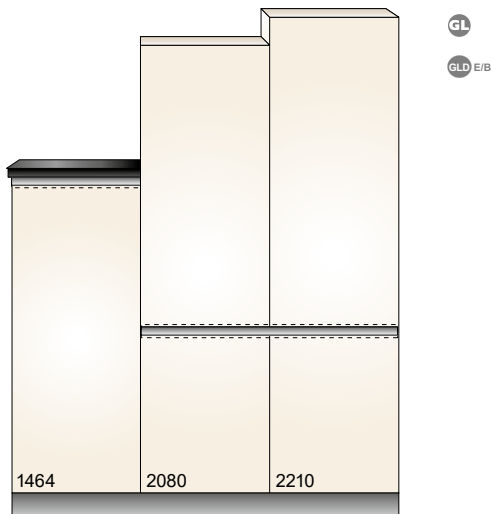
WALL UNITS



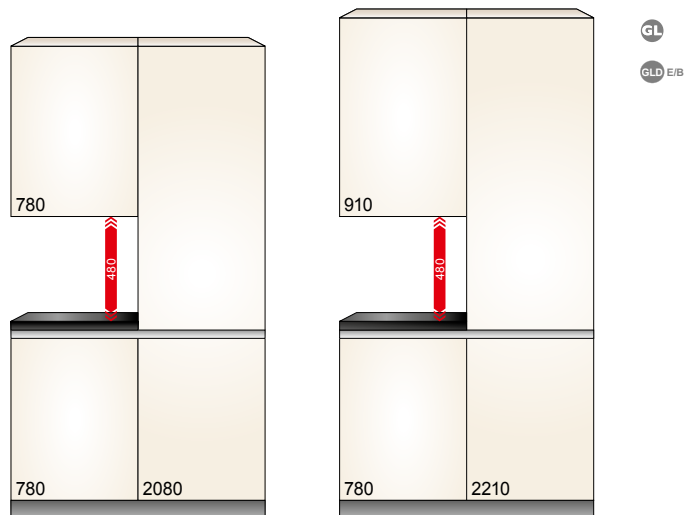
BASE UNITS



TALL UNITS

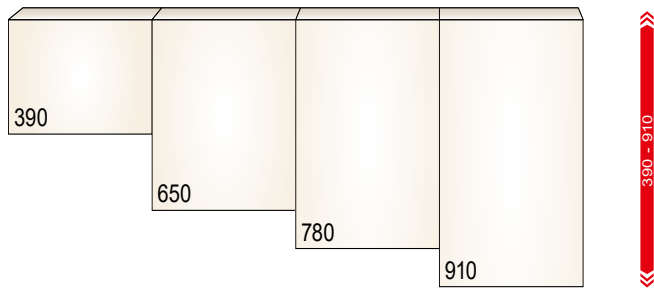


COMBINATION OF BASE, TALL AND WALL UNITS

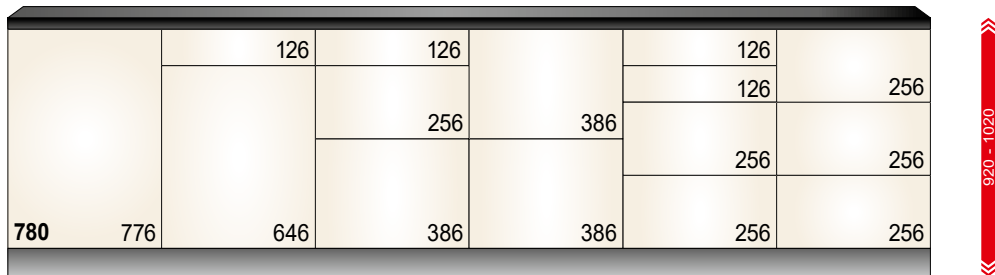


dimensions in mm

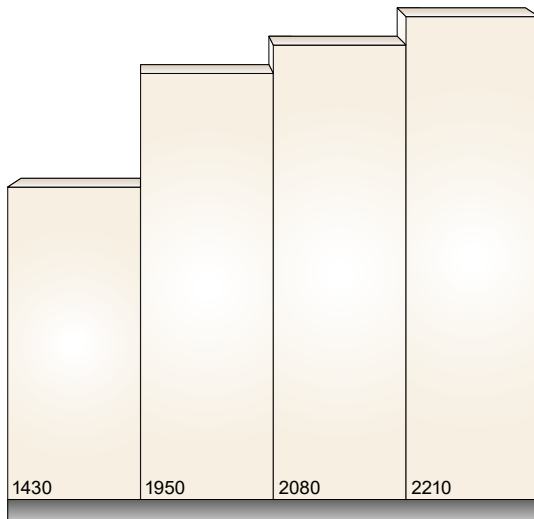
WALL UNITS



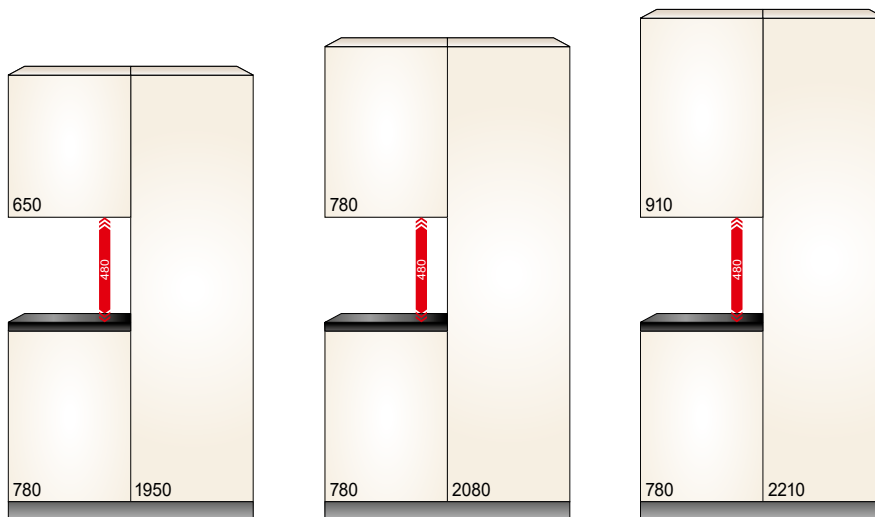
BASE UNITS



TALL UNITS

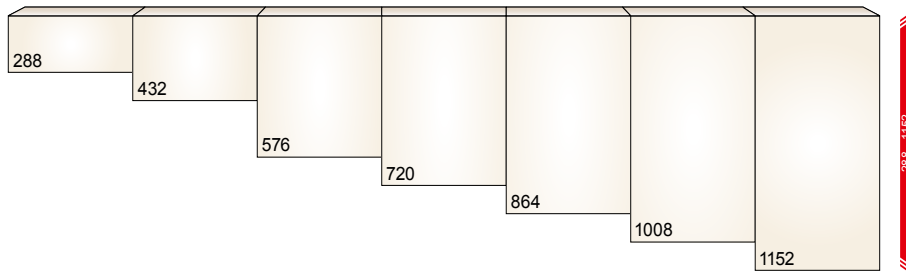


COMBINATION OF BASE, TALL AND WALL UNITS

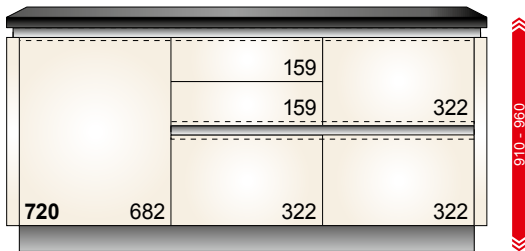


dimensions in mm


WALL UNITS



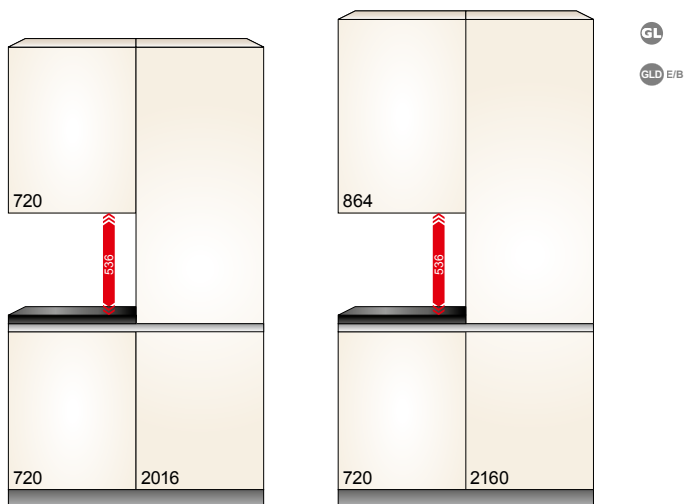
BASE UNITS



TALL UNITS

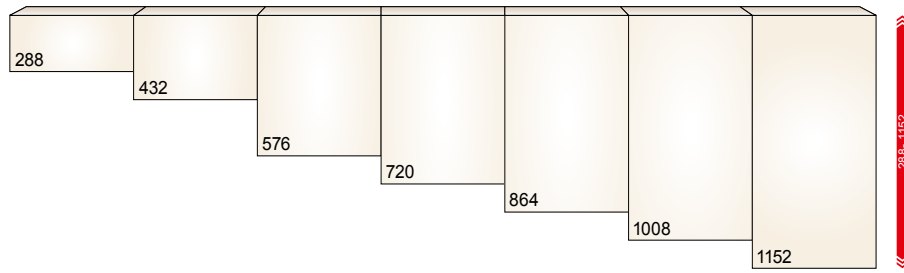


COMBINATION OF BASE, TALL AND WALL UNITS

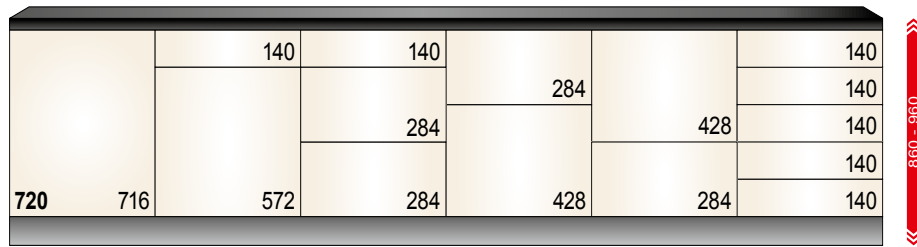


dimensions in mm

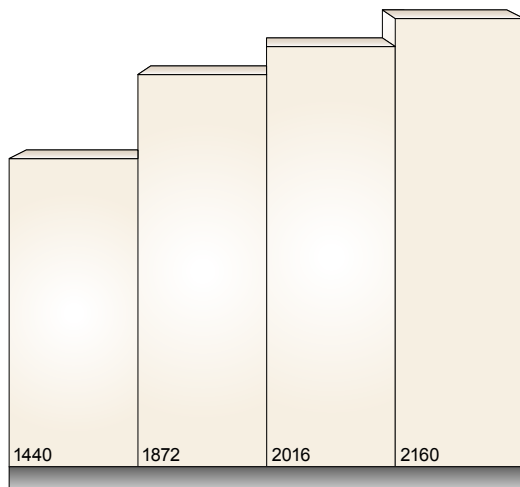
WALL UNITS



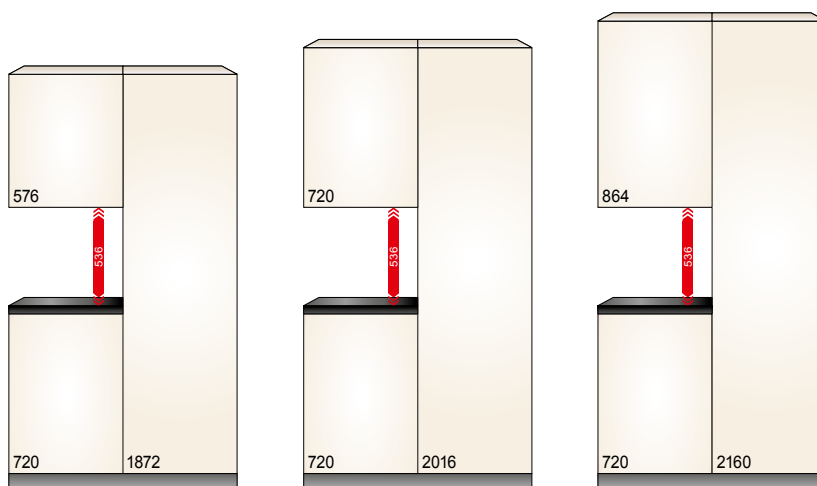
BASE UNITS



TALL UNITS




COMBINATION OF BASE, TALL AND WALL UNITS




# Universal glass doors


Please always note on your order the desired glass style.

FRAME 6 MM	GLASS STYLE	BRONZE
		BR6
	clear glass (KG)	*
	grey glass glossy (GG G)	*
	black glass glossy (SG G)	*


Frame 6 x 20 mm metal, mat bronze. The frame is going to be delivered handleless or Tip-On only. Certain color plays with the colour „bronze“ can be caused by the process of anodisation and are no reason for a claim.

FRAME 45 MM	GLASS STYLE	BLACK
		XR45
	clear glass (KG)	*
	grey glass glossy (GG G)	*
	black glass glossy (SG G)	*

Black aluminium frame, 45 x 33 mm in depth. The door can be opened handleless, because of the raised handle profile. No knob or Tip-On needed. Not placeable directly next to a wall, a wall unit or appliance housing (no full opening possible).


FRAME 20 MM	GLASS STYLE	ALU	INOX	SNOW	BLACK
		A20	I20	S20	B20
	clear glass (KG)	*	*	*	*
	satinato matt (SAT M)	*	*	*	*
	satinato glossy (SAT G)	*	*	*	*
	black glass glossy (SG G)	-	-	-	*

Aluminium frame 20 x 20 mm in various colour options. Frame available with metal knob or handleless.


FRAME 50 MM	GLASS STYLE	ALU	INOX	SNOW	BLACK
		A50	I50	S50	B50
	clear glass (KG)	*	*	*	*
	satinato matt (SAT M)	*	*	*	*
	satinato glossy (SAT G)	*	*	*	*
	black glass glossy (SG G)	-	-	-	*

Polished aluminium frame 50 x 20 mm in various colour options. Frame available with handleless or bar handle STG/STGE/STGEB (extra charge applicable).

**Please always note on your order the desired glass style.**


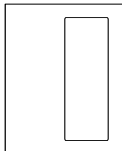
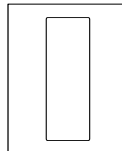

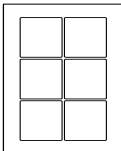
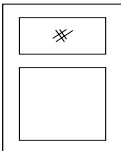
FRAME 55 MM	GLASS STYLE	INDUSTRY LOOK
		IL55
	clear glass (KG)	*

Frame 55 x 20 mm in the industry look. The frame is always supplied without drilling. Tip-On required (at extra charge).

FRAME 20 MM	GLASS STYLE	CROSSBAR DOOR
		SP20
	clear glass (KG)	*






Frame 20 x 20 mm with crossbars, black lacquered aluminium. The frame can only be supplied with metal knob or handleless.

## Range-assigned glass doors

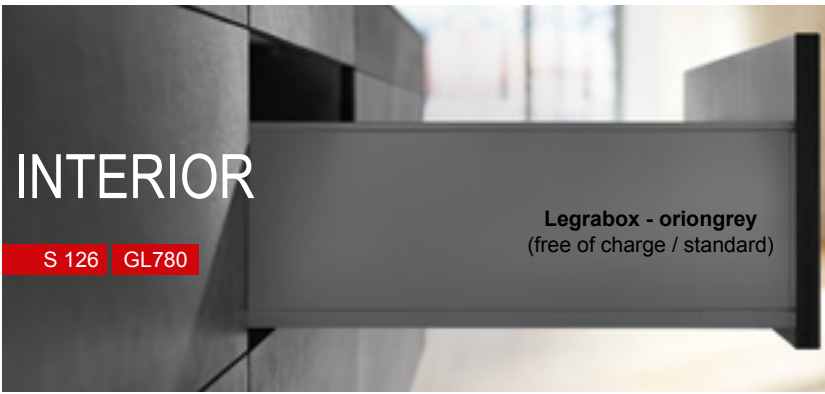
R	G*/GA*	GM	L	K	H
					
KG	KG	KG	KG	KG	KG
SAT M	SAT M	SAT M	SAT M	SAT M	SAT M
SAT G	SAT G	SAT G	SAT G	SAT G	SAT G
SG G	SG G	SG G	SG G	SG G	SG G

G\* Glass element can be positioned either left or right. Glass cut-out opposite the hinged side.

GA\* Glass element can be positioned either left or right. Glass cut-out opposite the hinged side.

GLASS STYLE				
				
GG G*	KG	SAT M	SAT G	SG G


GG G\* grey glass glossy only for BR6 and XR45  
 KG clear glass  
 SAT M satinato matt  
 SAT G satinato glossy  
 SG G black glass glossy



- Elegant slim box system in the colour matt orion grey
- The drawer frames are absolutely straight inside and out, featuring 12.8 mm thick sides
- Metal back panel
- Undermounted runners
- High dynamic load-bearing capacity  
40 kg up to 60 cm width  
70 kg from a width of 80 cm upwards
- Smooth running action even when fully loaded
- Silent and effortless closing with integrated BLUMOTION
- Minimal sag due to the sturdy cabinet profile
- Colour-matched inner dividing system
- TIP-ON BLUMOTION available for LEGRABOX (mechanical one-touch opening for drawers and pull-outs)
- SERVO-DRIVE flex available for the electrical opening of handleless integrated fridges and dishwashers



**Legrabox - Free**  
with 10 mm clear glass  
(extra charge)

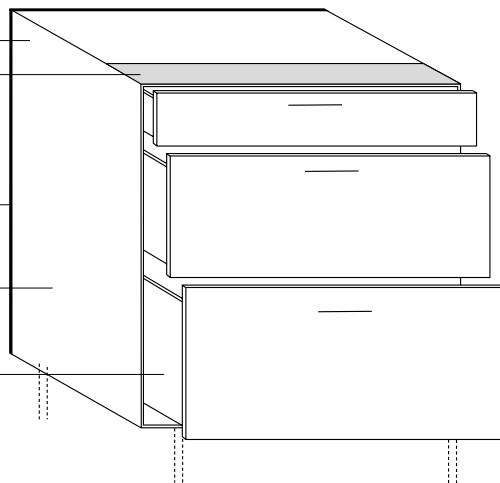


Screw-fastened 5 mm **MDF** back panel  
19 mm solid wood crossmember in front

Standard carcass depth 575 mm,  
550 mm optional at no extra charge

**18** different carcass colours,  
matching colour inside and out

Thin-walled LEGRABOX with under-  
mounted runners and steel back panel



**19 mm carcass**

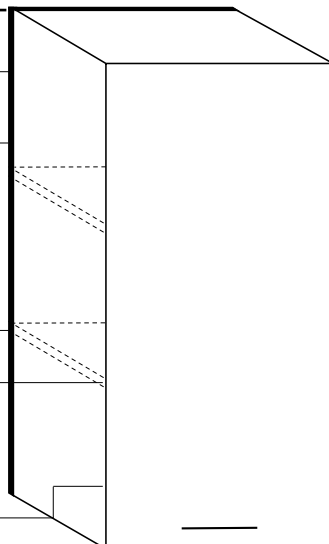
Concealed hanging brackets

Screw-fastened 5 mm **MDF** back panel

19 mm removable shelves with  
securing pin

3 mm shelf supports dark color

Blum all-metal hinges onyx-black  
with integral damping 155° hinge with  
integral damping



ELarge

XTend

EWide

**DARK PERFECTION**



Larder units with full-height pull-out interior /LeMans units:  
as standard with anthracite coloured powder-coated interior  
fittings



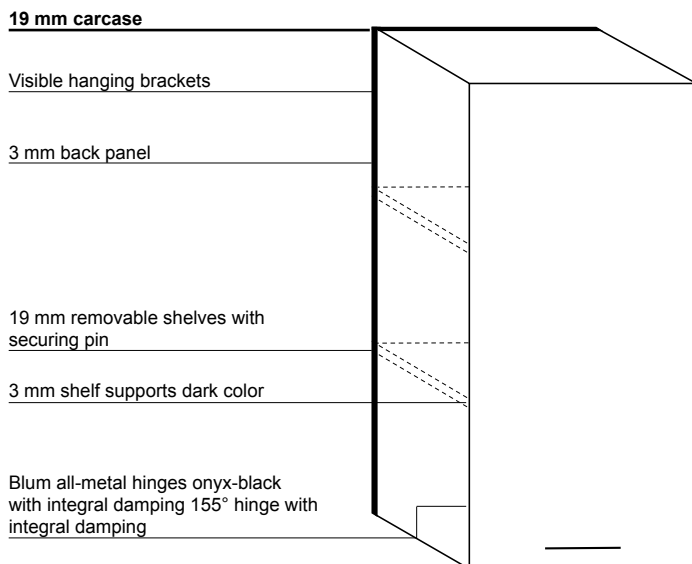
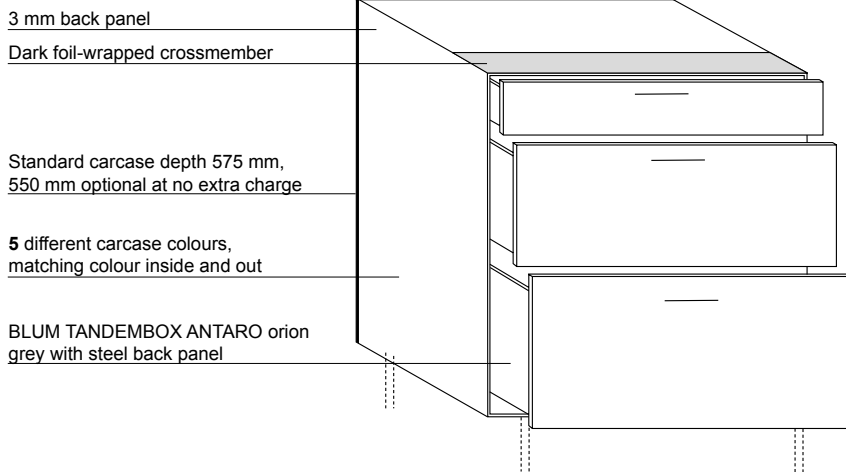




**INTERIOR**

S 126 | GL780

- proven drawer system on the Tandembox plus cabinet rail in Orion grey matt.
- Tandembox Antaro is characterised by its clear-cut design (rectangular rail)
- steel back wall
- easy glide running
- high dynamic carrying capacity:  
Up to 60 cm width 30 kg  
from 80 cm width pull-outs can be loaded with 50 kg
- high front stability
- matching inner dividing system
- Tip-on blumotion for Tandembox ANTARO available (mechanical Tip-on system für drawers/pull-outs)



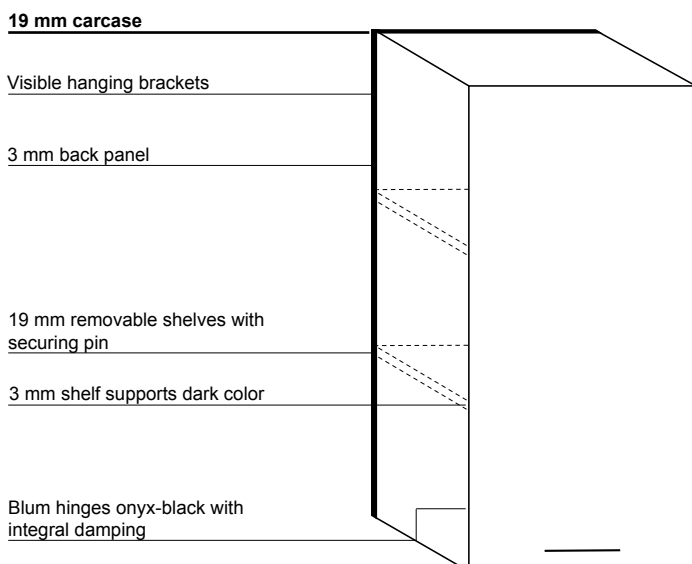
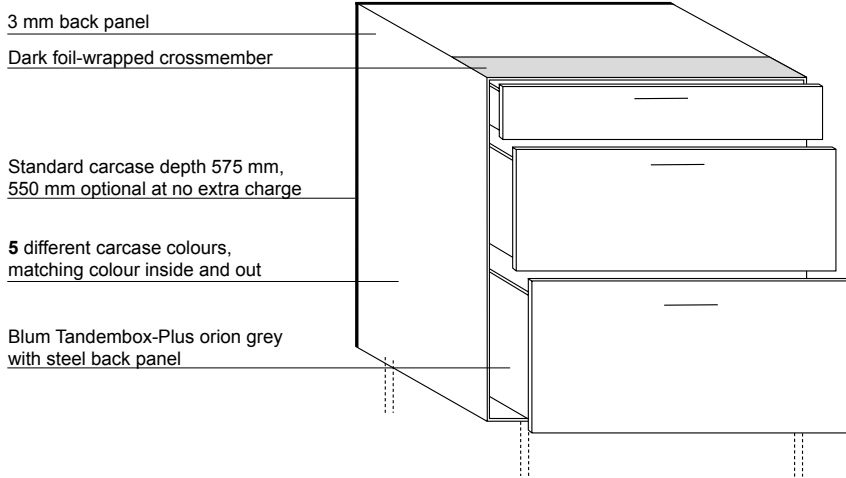
ELarge

XTend





- proven drawer system on the Tandembox plus cabinet rail in Orion grey.
- round rail for pull-outs
- steel back wall
- easy glide running
- high dynamic carrying capacity:  
Up to 60 cm width 30 kg  
from 80 cm width pull-outs can be loaded with 50 kg
- high front stability
- matching inner organisation system
- Tip-on blumotion for Tandembox-Plus available  
(mechanical Tip-on system for drawers/pull-outs)

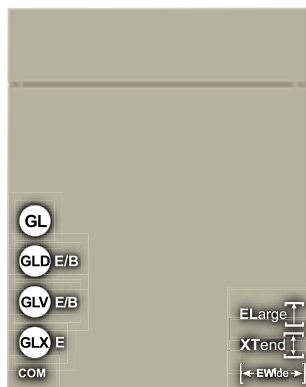


XTend



**Melamine  
door styles**






PREMIUM

**Glass doors**  
G/GA/GM/R Framed glass door,  
L Door with vertical side stiles


TOUCH	COM	Front colour	Carcase	Vis. side	W 19	W50, 75,100	XW5/XW6	Plinth	Shelving
<b>P108 260</b>	<b>P229 260</b>	arcai-red	*	KS	KS	KS W75+100	KS	KS	-
<b>P108 006</b>	<b>P229 006</b>	bianco	KS	UM	UM	UM W75+100	UM	UM	UM
<b>P108 261</b>	<b>P229 261</b>	blackblue	*	KS	KS	KS W75+100	KS	KS	-
<b>P108 262</b>	<b>P229 262</b>	blackgreen	*	KS	KS	KS W75+100	KS	KS	-
<b>P108 063</b>	<b>P229 063</b>	carbon	KS	-	KS	KS	KS	KS	KS
<b>P108 123</b>	<b>P229 123</b>	dolphin	KS	-	KS	KS	KS	KS	KS
<b>P108 014</b>	<b>P229 014</b>	fango	*	KS	KS	KS	KS	KS	KS
<b>P108 095</b>	<b>P229 095</b>	grigio	*	KS	KS	KS W75+100	KS	KS	KS
<b>P108 024</b>	<b>P229 024</b>	cashmere	KS	-	KS	KS	KS	KS	KS
<b>P108 064</b>	<b>P229 064</b>	pebble-grey	KS	-	KS	KS	KS	KS	KS
<b>P108 044</b>	<b>P229 044</b>	londra	KS	-	KS	KS	KS	KS	KS
<b>P108 090</b>	<b>P229 090</b>	magnolia	KS	UM	UM	UM W75+100	UM	UM	UM
<b>P108 112</b>	<b>P229 112</b>	moss	*	KS	KS	KS W75+100	KS	KS	-
<b>P108 013</b>	<b>P229 013</b>	muscata	*	KS	KS	KS W75+100	KS	KS	-
<b>P108 007</b>	<b>P229 007</b>	optiwhite	KS	-	KS	KS	KS	KS	KS
<b>P108 243</b>	<b>P229 243</b>	orion	KS	-	KS	KS	KS	KS	KS
<b>P108 501</b>	<b>P229 501</b>	sage	*	KS	KS	KS W75+100	KS	KS	KS
<b>P108 126</b>	<b>P229 126</b>	sharky	*	KS	KS	KS	KS	KS	KS
<b>P108 244</b>	<b>P229 244</b>	shell	KS	-	KS	KS	KS	KS	KS
<b>P108 128</b>	<b>P229 128</b>	slate	KS	-	KS	KS	KS	KS	KS
<b>P108 101</b>	<b>P229 101</b>	snow	KS	UM	UM	UM W75+100	UM	UM	UM
<b>P108 263</b>	<b>P229 263</b>	stormgrey	*	KS	KS	KS W75+100	KS	KS	-



LITE

**Glass doors**  
Only universal glass doors available

TOUCH	Front colour	Carcase	Vis. side	W 19	W50, 75,100	XW5/XW6	Plinth	Shelving
<b>L108 260</b>	arcai-red	*	KS	KS	KS W75+100	KS	KS	-
<b>L108 006</b>	bianco	KS	UM	UM	UM W75+100	UM	UM	UM
<b>L108 261</b>	blackblue	*	KS	KS	KS W75+100	KS	KS	-
<b>L108 262</b>	blackgreen	*	KS	KS	KS W75+100	KS	KS	-
<b>L108 063</b>	carbon	KS	-	KS	KS	KS	KS	KS
<b>L108 123</b>	dolphin	KS	-	KS	KS	KS	KS	KS
<b>L108 014</b>	fango	*	KS	KS	KS	KS	KS	KS
<b>L108 095</b>	grigio	*	KS	KS	KS W75+100	KS	KS	KS
<b>L108 024</b>	cashmere	*	KS	KS	KS	KS	KS	KS
<b>L108 064</b>	pebble-grey	*	KS	KS	KS	KS	KS	KS
<b>L108 044</b>	londra	*	KS	KS	KS	KS	KS	KS
<b>L108 090</b>	magnolia	*	UM	UM	UM W75+100	UM	UM	UM
<b>L108 112</b>	moss	*	KS	KS	KS W75+100	KS	KS	-
<b>L108 013</b>	muscata	*	KS	KS	KS W75+100	KS	KS	-
<b>L108 007</b>	optiwhite	*	KS	KS	KS	KS	KS	KS
<b>L108 243</b>	orion	*	KS	KS	KS	KS	KS	KS
<b>L108 501</b>	sage	*	KS	KS	KS W75+100	KS	KS	KS
<b>L108 126</b>	sharky	*	KS	KS	KS	KS	KS	KS
<b>L108 244</b>	shell	*	KS	KS	KS	KS	KS	KS
<b>L108 128</b>	slate	KS	-	KS	KS	KS	KS	KS
<b>L108 101</b>	snow	*	UM	UM	UM W75+100	UM	UM	UM
<b>L108 263</b>	stormgrey	*	KS	KS	KS W75+100	KS	KS	-



NEW

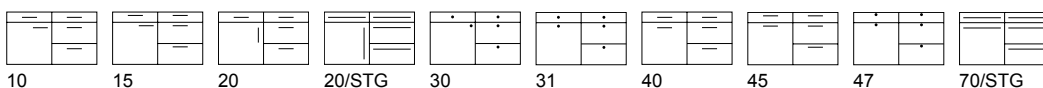
Glass doors


R Framed glass door,  
L Door with vertical side stiles

TOUCH	Front colour	Carcase	Vis. side	W 19	W50, 75,100	XW5/ XW6	Plinth	Shelving
N108 260	arcai-red	*	KS	KS	-	KS	KS	-
N108 006	bianco	KS	UM	UM	-	UM	UM	UM
N108 261	blackblue	*	KS	KS	-	KS	KS	-
N108 262	blackgreen	*	KS	KS	-	KS	KS	-
N108 063	carbon	KS	-	KS	-	KS	KS	KS
N108 123	dolphin	KS	-	KS	-	KS	KS	KS
N108 014	fango	*	KS	KS	-	KS	KS	KS
N108 095	grigio	*	KS	KS	-	KS	KS	KS
N108 024	cashmere	*	KS	KS	-	KS	KS	KS
N108 064	pebble-grey	*	KS	KS	-	KS	KS	KS
N108 044	londra	*	KS	KS	-	KS	KS	KS
N108 090	magnolia	*	UM	UM	-	UM	UM	UM
N108 112	moss	*	KS	KS	-	KS	KS	-
N108 013	muscata	*	KS	KS	-	KS	KS	-
N108 007	optiwhite	*	KS	KS	-	KS	KS	KS
N108 243	orion	*	KS	KS	-	KS	KS	KS
N108 501	sage	*	KS	KS	-	KS	KS	KS
N108 126	sharky	*	KS	KS	-	KS	KS	KS
N108 244	shell	*	KS	KS	-	KS	KS	KS
N108 128	slate	KS	-	KS	-	KS	KS	KS
N108 101	snow	*	UM	UM	-	UM	UM	UM
N108 263	stormgrey	*	KS	KS	-	KS	KS	-



Handle drilling options TOUCH





**PREMIUM**

PORTO H	COM	Front colour	Carcase	Vis. side	W 19	W50, 75,100	XW5/XW6	Plinth	Shelving	
<b>P105</b>	267	<b>P250</b> 267	black burned, <b>H</b>	*	WL	WL	WL W75+100	WL	WL	-
<b>P105</b>	023	<b>P250</b> 023	denver-oak, <b>H</b>	*	WL	WL	WL W75+100	WL	WL	-
<b>P105</b>	045	<b>P250</b> 045	oak bardolino, <b>H</b>	*	WL	WL	WL W75+100	WL	WL	-
<b>P105</b>	028	<b>P250</b> 028	nat. knotty oak, <b>H</b>	KS	-	WL	WL	WL	WL	WL

PORTO V	COM	Front colour	Carcase	Vis. side	W 19	W50, 75,100	XW5/XW6	Plinth	Shelving	
<b>P104</b>	267	<b>P249</b> 267	black burned, <b>V</b>	*	WL	WL	WL W75+100	WL	WL	-
<b>P104</b>	023	<b>P249</b> 023	denver-oak, <b>V</b>	*	WL	WL	WL W75+100	WL	WL	-
<b>P104</b>	045	<b>P249</b> 045	oak bardolino, <b>V</b>	*	WL	WL	WL W75+100	WL	WL	-
<b>P104</b>	028	<b>P249</b> 028	nat. knotty oak, <b>V</b>	KS	-	WL	WL	WL	WL	WL

**Glass doors**

G/GA/GM/R Framed glass door,  
L Door with vertical side stiles



**LITE**

PORTO H	Front colour	Carcase	Vis. side	W 19	W50, 75,100	XW5/XW6	Plinth	Shelving	
<b>L105</b>	267	black burned, <b>H</b>	*	WL	WL	WL W75+100	WL	WL	-
<b>L105</b>	023	denver-oak, <b>H</b>	*	WL	WL	WL W75+100	WL	WL	-
<b>L105</b>	045	oak bardolino, <b>H</b>	*	WL	WL	WL W75+100	WL	WL	-
<b>L105</b>	028	nat. knotty oak, <b>H</b>	*	WL	WL	WL	WL	WL	WL

PORTO V	Front colour	Carcase	Vis. side	W 19	W50, 75,100	XW5/XW6	Plinth	Shelving	
<b>L104</b>	267	black burned, <b>V</b>	*	WL	WL	WL W75+100	WL	WL	-
<b>L104</b>	023	denver-oak, <b>V</b>	*	WL	WL	WL W75+100	WL	WL	-
<b>L104</b>	045	oak bardolino, <b>V</b>	*	WL	WL	WL W75+100	WL	WL	-
<b>L104</b>	028	nat. knotty oak, <b>V</b>	*	WL	WL	WL	WL	WL	WL

**Glass doors**

Only universal glass doors available



**NEW**

PORTO H	Front colour	Carcase	Vis. side	W 19	W50, 75,100	XW5/XW6	Plinth	Shelving	
<b>N105</b>	267	black burned, <b>H</b>	*	WL	WL	-	WL	WL	-
<b>N105</b>	023	denver-oak, <b>H</b>	*	WL	WL	-	WL	WL	-
<b>N105</b>	045	oak bardolino, <b>H</b>	*	WL	WL	-	WL	WL	-
<b>N105</b>	028	nat. knotty oak, <b>H</b>	*	WL	WL	-	WL	WL	WL

PORTO V	Front colour	Carcase	Vis. side	W 19	W50, 75,100	XW5/XW6	Plinth	Shelving	
<b>N104</b>	267	black burned, <b>V</b>	*	WL	WL	-	WL	WL	-
<b>N104</b>	023	denver-oak, <b>V</b>	*	WL	WL	-	WL	WL	-
<b>N104</b>	045	oak bardolino, <b>V</b>	*	WL	WL	-	WL	WL	-
<b>N104</b>	028	nat. knotty oak, <b>V</b>	*	WL	WL	-	WL	WL	WL

**Glass doors**

R Framed glass door,  
L Door with vertical side stiles



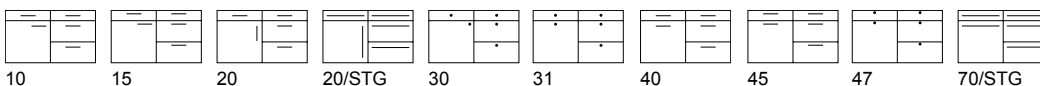
black burned, **H** denver-oak, **H** oak bardolino, **H** nat. knotty oak, **H**

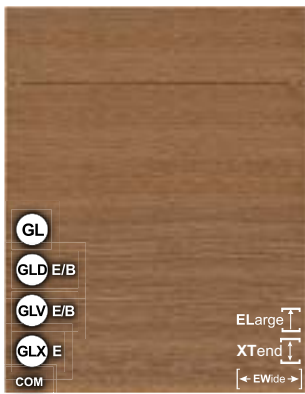


black burned, **V** denver-oak, **V** oak bardolino, **V** nat. knotty oak, **V**

Front: Melamine, 0.8 mm edge all around, wood decor with **horizontally/vertically running** woodline surface or similar structure, reverse side in the same colour

Handle drilling options PORTO H+V woodline






P  
R  
E  
M  
I  
U  
M

### Glass doors

G/GA/GM/R Framed glass door,  
L Door with vertical side stiles

ALBERO H	COM	Front colour	Carcase	Vis. side	W 19	W50, 75,100	XW5/ XW6	Plinth	Shelving
P116 252	P211 252	black, H	KS	ST	ST	ST	ST	ST	ST
P116 253	P211 253	coffee, H	*	ST	ST	ST	ST	ST	ST
P116 255	P211 255	nature, H	*	ST	ST	ST	ST	ST	ST
P116 254	P211 254	noce, H	*	ST	ST	ST	ST	ST	ST

ALBERO V	COM	Front colour	Carcase	Vis. side	W 19	W50, 75,100	XW5/ XW6	Plinth	Shelving
P117 252	P212 252	black, V	KS	ST	ST	ST	ST	ST	ST
P117 253	P212 253	coffee, V	*	ST	ST	ST	ST	ST	ST
P117 255	P212 255	nature, V	*	ST	ST	ST	ST	ST	ST
P117 254	P212 254	noce, V	*	ST	ST	ST	ST	ST	ST



L  
I  
T  
E

### Glass doors

Only universal glass doors available

ALBERO H	Front colour	Carcase	Vis. side	W 19	W50, 75,100	XW5/ XW6	Plinth	Shelving
L116 252	black, H	*	ST	ST	ST	ST	ST	ST
L116 253	coffee, H	*	ST	ST	ST	ST	ST	ST
L116 255	nature, H	*	ST	ST	ST	ST	ST	ST
L116 254	noce, H	*	ST	ST	ST	ST	ST	ST

ALBERO V	Front colour	Carcase	Vis. side	W 19	W50, 75,100	XW5/ XW6	Plinth	Shelving
L117 252	black, V	*	ST	ST	ST	ST	ST	ST
L117 253	coffee, V	*	ST	ST	ST	ST	ST	ST
L117 255	nature, V	*	ST	ST	ST	ST	ST	ST
L117 254	noce, V	*	ST	ST	ST	ST	ST	ST



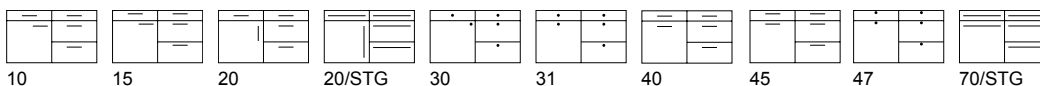
black, H    coffee, H    nature, H    noce, H



black, V    coffee, V    nature, V    noce, V

Front: Thick-film melamine with deep synchronized pore finish and **horizontally/vertically running** grain, with same matching decor edge all around, reverse side in the same colour

### Handle drilling options ALBERO H+V



10    15    20    20/STG    30    31    40    45    47    70/STG



PREMIUM

**Glass doors**  
G/GA/GM/R Framed glass door,  
L Door with vertical side stiles

	SINCRONO H	COM	Front colour	Carcase	Vis. side	W 19	W50, 75,100	XW5/ XW6	Plinth	Shelving
GLV 45	P114 200	P206 200	argento, H	*	ST	ST	ST	ST	ST	ST
GLV 45	P114 199	P206 199	halifax crack oak, H	KS	-	ST	ST	ST	ST	ST
GLV 45	P114 175	P206 175	halifax nature, H	*	ST	ST	ST	ST	ST	ST
GLV 45	P114 266	P206 266	halifax tin dark, H	*	ST	ST	ST W75+100	ST	ST	-
GLV 45	P114 145	P206 145	halifax white, H	*	ST	ST	ST	ST	ST	ST
GLV 45	P114 115	P206 115	knotty oak, H	*	ST	ST	ST	ST	ST	ST
GLV 45	P114 046	P206 046	sanremo oak, H	*	WL	WL	WL	WL	WL	WL

	SINCRONO V	COM	Front colour	Carcase	Vis. side	W 19	W50, 75,100	XW5/ XW6	Plinth	Shelving
GLV 45	P115 200	P207 200	argento, V	*	ST	ST	ST	ST	ST	ST
GLV 45	P115 199	P207 199	halifax crack oak, V	KS	-	ST	ST	ST	ST	ST
GLV 45	P115 175	P207 175	halifax nature, V	*	ST	ST	ST	ST	ST	ST
GLV 45	P115 266	P207 266	halifax tin dark, V	*	ST	ST	ST W75+100	ST	ST	-
GLV 45	P115 145	P207 145	halifax white, V	*	ST	ST	ST	ST	ST	ST
GLV 45	P115 115	P207 115	knotty oak, V	*	ST	ST	ST	ST	ST	ST
GLV 45	P115 046	P207 046	sanremo oak, V	*	WL	WL	WL	WL	WL	WL




LITE

**Glass doors**  
Only universal glass doors available

	SINCRONO H	Front colour	Carcase	Vis. side	W 19	W50, 75,100	XW5/ XW6	Plinth	Shelving
	L114 200	argento, H	*	ST	ST	ST	ST	ST	ST
	L114 199	halifax crack oak, H	*	ST	ST	ST	ST	ST	ST
	L114 175	halifax nature, H	*	ST	ST	ST	ST	ST	ST
	L114 266	halifax tin dark, H	*	ST	ST	ST W75+100	ST	ST	-
	L114 145	halifax white, H	*	ST	ST	ST	ST	ST	ST
	L114 115	knotty oak, H	*	ST	ST	ST	ST	ST	ST
	L114 046	sanremo oak, H	*	WL	WL	WL	WL	WL	WL

	SINCRONO V	Front colour	Carcase	Vis. side	W 19	W50, 75,100	XW5/ XW6	Plinth	Shelving
	L115 200	argento, V	*	ST	ST	ST	ST	ST	ST
	L115 199	halifax crack oak, V	*	ST	ST	ST	ST	ST	ST
	L115 175	halifax nature, V	*	ST	ST	ST	ST	ST	ST
	L115 266	halifax tin dark, V	*	ST	ST	ST W75+100	ST	ST	-
	L115 145	halifax white, V	*	ST	ST	ST	ST	ST	ST
	L115 115	knotty oak, V	*	ST	ST	ST	ST	ST	ST
	L115 046	sanremo oak, V	*	WL	WL	WL	WL	WL	WL





NEW

Glass doors

R Framed glass door, L Door with vertical side stiles

SINCRONO H	Front colour	Carcase	Vis. side	W 19	W50, 75,100	XW5/ XW6	Plinth	Shelving
N114 200	argento, H	*	ST	ST	-	ST	ST	ST
N114 199	halifax crack oak, H	*	ST	ST	-	ST	ST	ST
N114 175	halifax nature, H	*	ST	ST	-	ST	ST	ST
N114 266	halifax tin dark, H	*	ST	ST	-	ST	ST	-
N114 145	halifax white, H	*	ST	ST	-	ST	ST	ST
N114 115	knotty oak, H	*	ST	ST	-	ST	ST	ST
N114 046	sanremo oak, H	*	WL	WL	-	WL	WL	WL

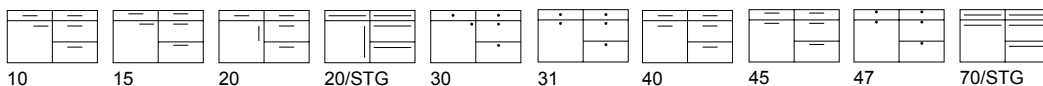
SINCRONO V	Front colour	Carcase	Vis. side	W 19	W50, 75,100	XW5/ XW6	Plinth	Shelving
N115 200	argento, V	*	ST	ST	-	ST	ST	ST
N115 199	halifax crack oak, V	*	ST	ST	-	ST	ST	ST
N115 175	halifax nature, V	*	ST	ST	-	ST	ST	ST
N115 266	halifax tin dark, V	*	ST	ST	-	ST	ST	-
N115 145	halifax white, V	*	ST	ST	-	ST	ST	ST
N115 115	knotty oak, V	*	ST	ST	-	ST	ST	ST
N115 046	sanremo oak, V	*	WL	WL	-	WL	WL	WL




Front: Melamine with synchronized pore finish and **horizontally/vertically running** grain, matching edge, reverse side in the same colour

Handle drilling options

SINCRONO H+V





PREMIUM

Glass doors

G/GA/GM/R Framed glass door,  
L Door with vertical side stiles

SHERWOOD H		COM	Front colour	Carcase	Vis. side	W 19	W50, 75,100	XW5/ XW6	Plinth	Shelving
GLV <sup>45</sup>	P140 122	P290 122	black, H	KS	ST	ST	ST	ST	ST	ST
	P140 198	P290 198	burned wood, H	*	ST	ST	ST	ST	ST	-
GLV <sup>45</sup>	P140 142	P290 142	bushy park, H	*	ST	ST	ST	ST	ST	ST
GLV <sup>45</sup>	P140 093	P290 093	engadina, H	*	ST	ST	ST	ST	ST	ST
	P140 203	P290 203	graphite, H	KS	ST	ST	ST	ST	ST	ST
GLV <sup>45</sup>	P140 144	P290 144	greenwich, H	*	ST	ST	ST	ST	ST	ST
GLV <sup>45</sup>	P140 195	P290 195	nature, H	*	ST	ST	ST	ST	ST	ST

SHERWOOD V		COM	Front colour	Carcase	Vis. side	W 19	W50, 75,100	XW5/ XW6	Plinth	Shelving
GLV <sup>45</sup>	P141 122	P291 122	black, V	KS	ST	ST	ST	ST	ST	ST
	P141 198	P291 198	burned wood, V	*	ST	ST	ST	ST	ST	-
GLV <sup>45</sup>	P141 142	P291 142	bushy park, V	*	ST	ST	ST	ST	ST	ST
GLV <sup>45</sup>	P141 093	P291 093	engadina, V	*	ST	ST	ST	ST	ST	ST
	P141 203	P291 203	graphite, V	KS	ST	ST	ST	ST	ST	ST
GLV <sup>45</sup>	P141 144	P291 144	greenwich, V	*	ST	ST	ST	ST	ST	ST
GLV <sup>45</sup>	P141 195	P291 195	nature, V	*	ST	ST	ST	ST	ST	ST



LITE

Glass doors

Only universal glass doors available

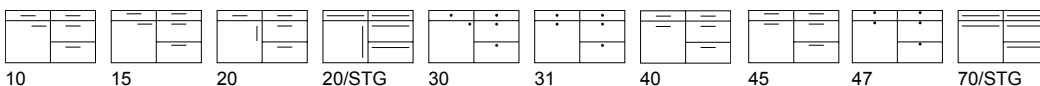
SHERWOOD H		COM	Front colour	Carcase	Vis. side	W 19	W50, 75,100	XW5/ XW6	Plinth	Shelving
	L140 122		black, H	*	ST	ST	ST	ST	ST	ST
	L140 198		burned wood, H	*	ST	ST	ST	ST	ST	-
	L140 142		bushy park, H	*	ST	ST	ST	ST	ST	ST
	L140 093		engadina, H	*	ST	ST	ST	ST	ST	ST
	L140 203		graphite, H	*	ST	ST	ST	ST	ST	ST
	L140 144		greenwich, H	*	ST	ST	ST	ST	ST	ST
	L140 195		nature, H	*	ST	ST	ST	ST	ST	ST


SHERWOOD V		COM	Front colour	Carcase	Vis. side	W 19	W50, 75,100	XW5/ XW6	Plinth	Shelving
	L141 122		black, V	*	ST	ST	ST	ST	ST	ST
	L141 198		burned wood, V	*	ST	ST	ST	ST	ST	-
	L141 142		bushy park, V	*	ST	ST	ST	ST	ST	ST
	L141 093		engadina, V	*	ST	ST	ST	ST	ST	ST
	L141 203		graphite, V	*	ST	ST	ST	ST	ST	ST
	L141 144		greenwich, V	*	ST	ST	ST	ST	ST	ST
	L141 195		nature, V	*	ST	ST	ST	ST	ST	ST



Front: Thick-film melamine with deep synchronous pore structure and **horiz ntally/vertically** grain run, 1.0 mm PP edge all around, backside in same colour.

Handle drilling options SHERWOOD H+V






PREMIUM

Glass doors

G/GA/GM/R Framed glass door,  
L Door with vertical side stiles

SMART H	COM	Front colour	Carcase	Vis. side	W 19	W50, 75,100	XW5/XW6	Plinth	Shelving
P148 226	P279 226	nocciola, <b>H</b>	*	ST	ST	ST	ST	ST	ST
GLV 45 P148 500	P279 500	scandinavian, <b>H</b>	KS	-	ST	ST	ST	ST	ST
P148 153	P279 153	vic. oak claire, <b>H</b>	*	WL	WL	WL	WL	WL	WL
P148 216	P279 216	walnut, <b>H</b>	KS	-	ST	ST	ST	ST	ST

SMART V	COM	Front colour	Carcase	Vis. side	W 19	W50, 75,100	XW5/XW6	Plinth	Shelving
P149 226	P280 226	nocciola, <b>V</b>	*	ST	ST	ST	ST	ST	ST
GLV 45 P149 500	P280 500	scandinavian, <b>V</b>	KS	-	ST	ST	ST	ST	ST
P149 153	P280 153	vic. oak claire, <b>V</b>	*	WL	WL	WL	WL	WL	WL
P149 216	P280 216	walnut, <b>V</b>	KS	-	ST	ST	ST	ST	ST




LITE

Glass doors

Only universal glass doors available

SMART H	Front colour	Carcase	Vis. side	W 19	W50, 75,100	XW5/XW6	Plinth	Shelving
L148 226	nocciola, <b>H</b>	*	ST	ST	ST	ST	ST	ST
L148 500	scandinavian, <b>H</b>	KS	-	ST	ST	ST	ST	ST
L148 153	vic. oak claire, <b>H</b>	*	WL	WL	WL	WL	WL	WL
L148 216	walnut, <b>H</b>	*	ST	ST	ST	ST	ST	ST

SMART V	Front colour	Carcase	Vis. side	W 19	W50, 75,100	XW5/XW6	Plinth	Shelving
L149 226	nocciola, <b>V</b>	*	ST	ST	ST	ST	ST	ST
L149 500	scandinavian, <b>V</b>	KS	-	ST	ST	ST	ST	ST
L149 153	vic. oak claire, <b>V</b>	*	WL	WL	WL	WL	WL	WL
L149 216	walnut, <b>V</b>	*	ST	ST	ST	ST	ST	ST



NEW

Glass doors


R Framed glass door,  
L Door with vertical side stiles

SMART H	Front colour	Carcase	Vis. side	W 19	W50, 75,100	XW5/XW6	Plinth	Shelving
N148 226	nocciola, <b>H</b>	*	ST	ST	-	ST	ST	ST
N148 500	scandinavian, <b>H</b>	KS	-	ST	-	ST	ST	ST
N148 153	vic. oak claire, <b>H</b>	*	WL	WL	-	WL	WL	WL
N148 216	walnut, <b>H</b>	*	ST	ST	-	ST	ST	ST

SMART V	Front colour	Carcase	Vis. side	W 19	W50, 75,100	XW5/XW6	Plinth	Shelving
N149 226	nocciola, <b>V</b>	*	ST	ST	-	ST	ST	ST
N149 500	scandinavian, <b>V</b>	KS	-	ST	-	ST	ST	ST
N149 153	vic. oak claire, <b>V</b>	*	WL	WL	-	WL	WL	WL
N149 216	walnut, <b>V</b>	*	ST	ST	-	ST	ST	ST



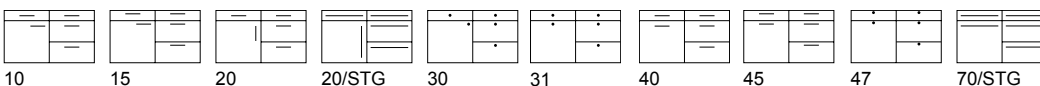
nocciola, **H**    scandinavian, **H**    vic. oak claire, **H**    walnut, **H**



nocciola, **V**    scandinavian, **V**    vic. oak claire, **V**    walnut, **V**

Front: Melamine decor with different wood grains (**horizontal/vertical**) and PP edge, colour-matching back panel

Handle drilling options SMART H+V



Melamine


Matt

High-gloss

Foil-wrapped

Wood Edition: Wood Range + Wood Specials

Handles & Knobs, worktop styles, discontinued items



**PREMIUM**

**Glass doors**

G/GA/GM/R Framed glass door,  
L Door with vertical side stiles

	CEMENTO	COM	Front colour	Carcase	Vis. side	W 19	W 75+100	XW5/ XW6	Plinth	Shelving
GLV 45	P170 205	P270 205	amber	*	ST	ST	ST	ST	ST	ST
GLV 45	P170 096	P270 096	basalt dark	*	ST	ST	ST	ST	ST	ST
	P170 510	P270 510	bellis	*	ST	ST	ST	ST	ST	ST
GLV 45	P170 022	P270 022	black	KS	ST	ST	ST	ST	ST	ST
	P170 039	P270 039	bronze	*	ST	ST	ST	ST	ST	ST
	P170 040	P270 040	light grey	*	ST	ST	ST	ST	ST	ST
GLV 45	P170 097	P270 097	light oxide	*	ST	ST	ST	ST	ST	ST
	P170 207	P270 207	sand	*	ST	ST	ST	ST	ST	ST
GLV 45	P170 118	P270 118	steel blue	*	ST	ST	ST	ST	ST	ST
	P170 511	P270 511	terra	*	ST	ST	ST	ST	ST	ST



**LITE**

**Glass doors**

Only universal glass doors available

	CEMENTO	Front colour	Carcase	Vis. side	W 19	W 75+100	XW5/ XW6	Plinth	Shelving
	L170 205	amber	*	ST	ST	ST	ST	ST	ST
	L170 096	basalt dark	*	ST	ST	ST	ST	ST	ST
	L170 510	bellis	*	ST	ST	ST	ST	ST	ST
	L170 022	black	*	ST	ST	ST	ST	ST	ST
	L170 039	bronze	*	ST	ST	ST	ST	ST	ST
	L170 040	light grey	*	ST	ST	ST	ST	ST	ST
	L170 097	light oxide	*	ST	ST	ST	ST	ST	ST
	L170 207	sand	*	ST	ST	ST	ST	ST	ST
	L170 118	steel blue	*	ST	ST	ST	ST	ST	ST
	L170 511	terra	*	ST	ST	ST	ST	ST	ST




**NEW**

**Glass doors**

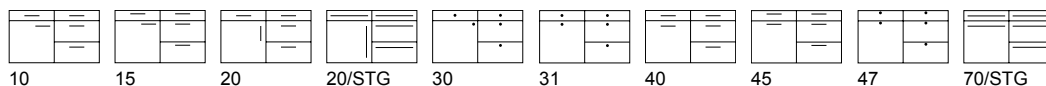
R Framed glass door,  
L Door with vertical side stiles

	CEMENTO	Front colour	Carcase	Vis. side	W 19	W 75+100	XW5/ XW6	Plinth	Shelving
	N170 205	amber	*	ST	ST	-	ST	ST	ST
	N170 096	basalt dark	*	ST	ST	-	ST	ST	ST
	N170 510	bellis	*	ST	ST	-	ST	ST	ST
	N170 022	black	*	ST	ST	-	ST	ST	ST
	N170 039	bronze	*	ST	ST	-	ST	ST	ST
	N170 040	light grey	*	ST	ST	-	ST	ST	ST
	N170 097	light oxide	*	ST	ST	-	ST	ST	ST
	N170 207	sand	*	ST	ST	-	ST	ST	ST
	N170 118	steel blue	*	ST	ST	-	ST	ST	ST
	N170 511	terra	*	ST	ST	-	ST	ST	ST



Front: Thick-film melamine with concrete texture and feel, 1.0 mm PP edge all around, reverse side in the same colour

Handle drilling options CEMENTO






PREMIUM

### Glass doors

G/GA/GM/R Framed glass door,  
L Door with vertical side stiles

METALL H	COM	Front colour	Carcase	Vis. side	W 19	W 75+100	XW5/ XW6	Plinth	Shelving
P233 022	P333 022	black, H	KS	ST	ST	ST	ST	ST	ST
P233 196	P333 196	brown, H	*	ST	ST	ST	ST	ST	ST
P233 060	P333 060	dark steel, H	*	ST	ST	ST	ST	ST	ST

METALL V	COM	Front colour	Carcase	Vis. side	W 19	W 75+100	XW5/ XW6	Plinth	Shelving
P234 022	P334 022	black, V	KS	ST	ST	ST	ST	ST	ST
P234 196	P334 196	brown, V	*	ST	ST	ST	ST	ST	ST
P234 060	P334 060	dark steel, V	*	ST	ST	ST	ST	ST	ST




LITE

### Glass doors

Only universal glass doors available

METALL H	Front colour	Carcase	Vis. side	W 19	W 75+100	XW5/ XW6	Plinth	Shelving
L233 022	black, H	*	ST	ST	ST	ST	ST	ST
L233 196	brown, H	*	ST	ST	ST	ST	ST	ST
L233 060	dark steel, H	*	ST	ST	ST	ST	ST	ST

METALL V	Front colour	Carcase	Vis. side	W 19	W 75+100	XW5/ XW6	Plinth	Shelving
L234 022	black, V	*	ST	ST	ST	ST	ST	ST
L234 196	brown, V	*	ST	ST	ST	ST	ST	ST
L234 060	dark steel, V	*	ST	ST	ST	ST	ST	ST



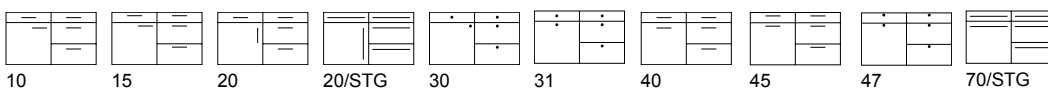
black, H      brown, H      dark steel, H



black, V      brown, V      dark steel, V

Front: Thick-film melamine, textured metal effect with **horizontally/vertically running** pattern, 1.0 mm PP edge all around, reverse side identical

### Handle drilling options METALL H+V



10      15      20      20/STG      30      31      40      45      47      70/STG



### Glass doors

G/GA/GM/R Framed glass door,  
L Door with vertical side stiles

STONWORK H	COM	Front colour	Carcase	Vis. side	W 19	W 75+100	XW5/ XW6	Plinth	Shelving
<b>P169</b>	<b>217</b>	<b>P269</b> 217	clay, <b>H</b>	*	ST	ST	ST	ST	ST
<b>P169</b>	<b>219</b>	<b>P269</b> 219	turmalin, <b>H</b>	*	ST	ST	ST	ST	ST

STONWORK V	COM	Front colour	Carcase	Vis. side	W 19	W 75+100	XW5/ XW6	Plinth	Shelving
<b>P189</b>	<b>217</b>	<b>P289</b> 217	clay, <b>V</b>	*	ST	ST	ST	ST	ST
<b>P189</b>	<b>219</b>	<b>P289</b> 219	turmalin, <b>V</b>	*	ST	ST	ST	ST	ST




### Glass doors


Only universal glass doors available

STONWORK H	COM	Front colour	Carcase	Vis. side	W 19	W 75+100	XW5/ XW6	Plinth	Shelving
<b>L169</b>	<b>217</b>	clay, <b>H</b>	*	ST	ST	ST	ST	ST	ST
<b>L169</b>	<b>219</b>	turmalin, <b>H</b>	*	ST	ST	ST	ST	ST	ST

STONWORK V	COM	Front colour	Carcase	Vis. side	W 19	W 75+100	XW5/ XW6	Plinth	Shelving
<b>L189</b>	<b>217</b>	clay, <b>V</b>	*	ST	ST	ST	ST	ST	ST
<b>L189</b>	<b>219</b>	turmalin, <b>V</b>	*	ST	ST	ST	ST	ST	ST



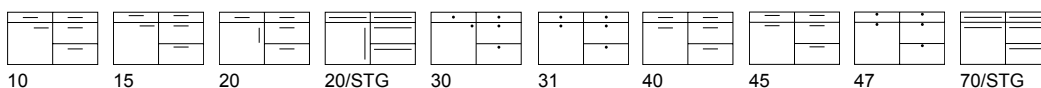
clay, **H**      turmalin, **H**



clay, **V**      turmalin, **V**

Front: Thick-film melamine with stone structure and feel, 1,0 mm PP-edge all around, reverse side same colour

### Handle drilling options STONWORK H+V






P R E M I U M

Glass doors

G/GA/GM/R Framed glass door,  
L Door with vertical side stiles

SABLE H	COM	Front colour	Carcase	Vis. side	W 19	W50, 75,100	XW5/ XW6	Plinth	Shelving
P126 213	P226 213	hazel, H	*	ST	ST	ST	ST	ST	ST
P126 212	P226 212	tobac, H	*	ST	ST	ST	ST	ST	ST

SABLE V	COM	Front colour	Carcase	Vis. side	W 19	W50, 75,100	XW5/ XW6	Plinth	Shelving
P127 213	P227 213	hazel, V	*	ST	ST	ST	ST	ST	ST
P127 212	P227 212	tobac, V	*	ST	ST	ST	ST	ST	ST




L I T E

Glass doors

Only universal glass doors available

SABLE H	Front colour	Carcase	Vis. side	W 19	W50, 75,100	XW5/ XW6	Plinth	Shelving
L126 213	hazel, H	*	ST	ST	ST	ST	ST	ST
L126 212	tobac, H	*	ST	ST	ST	ST	ST	ST

SABLE V	Front colour	Carcase	Vis. side	W 19	W50, 75,100	XW5/ XW6	Plinth	Shelving
L127 213	hazel, V	*	ST	ST	ST	ST	ST	ST
L127 212	tobac, V	*	ST	ST	ST	ST	ST	ST



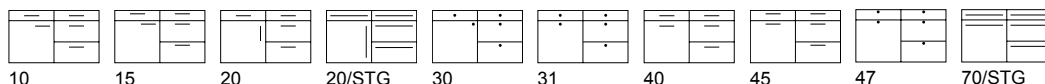
hazel, H      tobac, H




hazel, V      tobac, V

Front: Thick-film melamine with Sable-finish,  
**horiz ntally/vertically**, with edge all around  
in same finish, reverse side identical

Handle drilling options SABLE H+V



10      15      20      20/STG      30      31      40      45      47      70/STG



**PREMIUM**

**Glass doors**

G/GA/GM/R Framed glass door,  
L Door with vertical side stiles

METAPOR H	COM	Front colour	Carcase	Vis. side	W 19	W75+100	XW5/ XW6	Plinth	Shelving
<b>P107 520</b>	<b>P209 520</b>	ash metallic, <b>H</b>	*	ST	ST	ST	ST	ST	ST
<b>P107 521</b>	<b>P209 521</b>	nougat metallic, <b>H</b>	*	ST	ST	ST	ST	ST	ST
<b>P107 522</b>	<b>P209 522</b>	vaniglia, <b>H</b>	*	ST	ST	ST	ST	ST	ST

METAPOR V	COM	Front colour	Carcase	Vis. side	W 19	W75+100	XW5/ XW6	Plinth	Shelving
<b>P106 520</b>	<b>P208 520</b>	ash metallic, <b>V</b>	*	ST	ST	ST	ST	ST	ST
<b>P106 521</b>	<b>P208 521</b>	nougat metallic, <b>V</b>	*	ST	ST	ST	ST	ST	ST
<b>P106 522</b>	<b>P208 522</b>	vaniglia, <b>V</b>	*	ST	ST	ST	ST	ST	ST



**LITE**

**Glass doors**

Only universal glass doors available

METAPOR H	Front colour	Carcase	Vis. side	W 19	W75+100	XW5/ XW6	Plinth	Shelving
<b>L107 520</b>	ash metallic, <b>H</b>	*	ST	ST	ST	ST	ST	ST
<b>L107 521</b>	nougat metallic, <b>H</b>	*	ST	ST	ST	ST	ST	ST
<b>L107 522</b>	vaniglia, <b>H</b>	*	ST	ST	ST	ST	ST	ST

METAPOR V	Front colour	Carcase	Vis. side	W 19	W75+100	XW5/ XW6	Plinth	Shelving
<b>L106 520</b>	ash metallic, <b>V</b>	*	ST	ST	ST	ST	ST	ST
<b>L106 521</b>	nougat metallic, <b>V</b>	*	ST	ST	ST	ST	ST	ST
<b>L106 522</b>	vaniglia, <b>V</b>	*	ST	ST	ST	ST	ST	ST



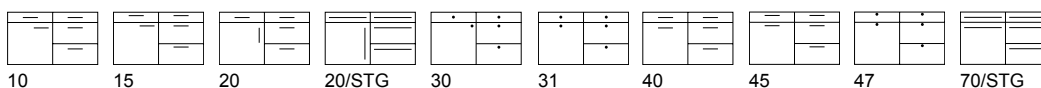
ash metallic, **H**    nougat met., **H**    vaniglia, **H**



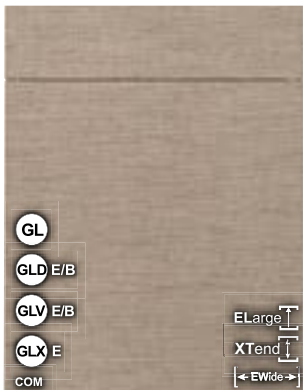
ash metallic, **V**    nougat met., **V**    vaniglia, **V**

Front: Melamine with pore structure and with metallic-effect on 2 colours, PP-edge in 1,0 mm all around, reverse side identical

**Handle drilling options METAPOR H+V**







P  
R  
E  
M  
I  
U  
M

**Glass doors**

G/GA/GM/R Framed glass door,  
L Door with vertical side stiles

TEXTILO H	COM	Front colour	Carcase	Vis. side	W 19	W75+100	XW5/ XW6	Plinth	Shelving
P121 525	P231 525	jute, H	*	ST	ST	ST	ST	ST	ST
P121 526	P231 526	sisal, H	*	ST	ST	ST	ST	ST	ST

TEXTILO V	COM	Front colour	Carcase	Vis. side	W 19	W75+100	XW5/ XW6	Plinth	Shelving
P120 525	P230 525	jute, V	*	ST	ST	ST	ST	ST	ST
P120 526	P230 526	sisal, V	*	ST	ST	ST	ST	ST	ST



L  
I  
T  
E

**Glass doors**

Only universal glass doors available

TEXTILO H	Front colour	Carcase	Vis. side	W 19	W75+100	XW5/ XW6	Plinth	Shelving
L121 525	jute, H	*	ST	ST	ST	ST	ST	ST
L121 526	sisal, H	*	ST	ST	ST	ST	ST	ST

TEXTILO V	Front colour	Carcase	Vis. side	W 19	W75+100	XW5/ XW6	Plinth	Shelving
L120 525	jute, V	*	ST	ST	ST	ST	ST	ST
L120 526	sisal, V	*	ST	ST	ST	ST	ST	ST

**Attention: The maximum dimension for the textile structure is 2600 mm horizontal and 2000 mm vertically (the opposite to all other decors)!**

**Open shelves and visible sides are always manufactured with horizontal grain run.**



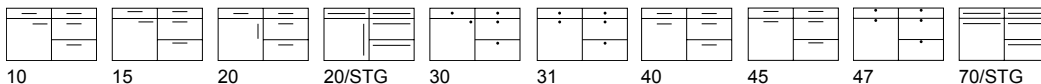
jute, H      sisal, H



jute, V      sisal, V


Front: Thick-film melamine with textile structure with horizontal/vertical grain run, with front style matching edge all around, reverse side identical

Handle drilling options TEXTILO H+V



# RIGA V

# Melamine



PREMIUM

RIGA V	COM	Front colour	Carcase	Vis. side	W 19	W75+100	XW5/ XW6	Plinth	Shelving
P222 313	P322 313	hazel, V	*	ST	ST	ST	ST	-	-
P222 312	P322 312	tobac, V	*	ST	ST	ST	ST	-	-
P222 314	P322 314	black, V	KS	ST	ST	ST	ST	-	-
P222 315	P322 315	brown, V	*	ST	ST	ST	ST	-	-

**The following combinations are only possible with a program change:**

\***Plinth and shelves** are only available with the door style METALL/SABLE (without groove)

\***GLD-E/B; GLV-E/B; GLX-E** are only available with door style METALL/SABLE (without groove)

Visible sides/panels can be combined with the door style METALL/SABLE, if you would like a design without grooving.

### Glass doors

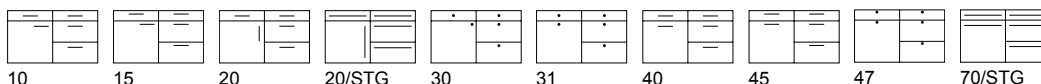
Only universal glass doors available



hazel, V    tobac, V    black, V    brown, V

Front: Thick-film melamine with **vertically grooving**, colour matching edge all around, reverse side identical

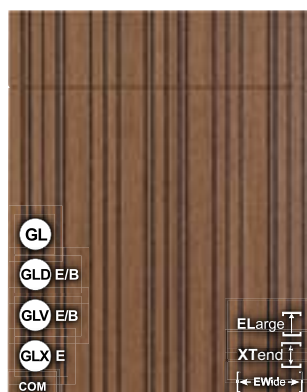
### Handle drilling options RIGA V



# TOLDA V



# Melamine



PREMIUM

TOLDA V	COM	Front colour	Carcase	Vis. side	W 19	W75+100	XW5/ XW6	Plinth	Shelving
P201 554	P301 554	noce, V	*	ST	ST	-	ST	ST*noce	ST* noce

**The following combinations are only possible with a program change:**

\***Plinth and shelves** are only available with the door style ALBERO noce (without groove)

\***GLD-E/B; GLV-E/B; GLX-E** are only available with the door style ALBERO noce (without groove)

\* Door style can be combined with ALBERO noce!

**Note:** Due to the irregular grooving it is not possible to guarantee an identical front layout with more than 2 visible sides or panels

If you would like to order visible sides or panels without grooving, please select ALBERO noce as door style

### Glass doors

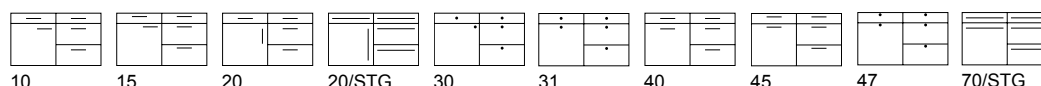
Only universal glass doors available



noce, V

Front: Thick-film melamine with **irregular grooving**, **vertical continuous grooving run**, with front style matching edge all around, reverse side identical

### Handle drilling options TOLDA V



# METALL V CLOUDY



# Melamine



P R E M I U M

METALL V CLOUDY	COM	Front colour	Carcase	Vis. side	W 19	W75+100	XW5/ XW6	Plinth	Shelving
P202 530	P302 530	espresso, V	*	ST	ST	ST	ST	ST	ST
P202 531	P302 531	mocca, V	*	ST	ST	ST	ST	ST	ST

### Glass doors

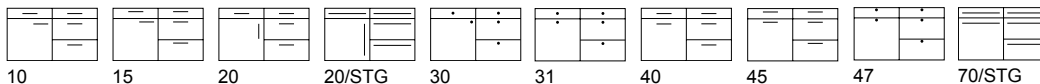
G/GA/GM/R Framed glass door,  
L Door with vertical side stiles



espresso, V      mocca, V

Front: Thick-film melamine with vertical structure and metal-effect, **with vertical grain run (cloudy-effect)**, front style matching edge all around, reverse side identical

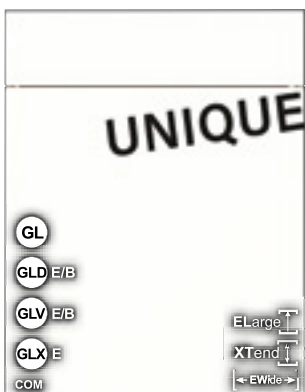
### Handle drilling options METALL V CLOUDY



# UNIQUE H/V



# Melamine



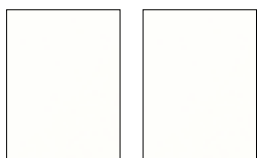
P R E M I U M

UNIQUE H	COM	Front	Carcase	Vis. side	W 19	W75+100	XW5/ XW6	Plinth	Shelving
P320 UNQ	P420 UNQ	UNIQUE, H	*	UNQ	UNQ	UNQ	UNQ	UNQ	UNQ

UNIQUE V	COM	Front	Carcase	Vis. side	W 19	W75+100	XW5/ XW6	Plinth	Shelving
P300 UNQ	P400 UNQ	UNIQUE, V	*	UNQ	UNQ	UNQ	UNQ	UNQ	UNQ

### Glass doors

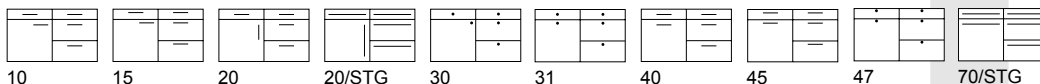
G/GA/GM/R Framed glass door,  
L Door with vertical side stiles



UNIQUE, H      UNIQUE, V

Front: Go to our website and select out of our portfolio your desired front colour, which we are going to manufacture as a one of a kind door style especially for you.

### Handle drilling options UNIQUE H+V



UNIQUE

Melamine

Matt

High-gloss

Foil-wrapped

Wood Edition: Wood Range + Wood Specials

Handles & Knobs, worktop styles, discontinued items



P  
R  
E  
M  
I  
U  
M

VULCANO	COM	Front colour	Carcase	Vis. side	W 19	W75+100	XW5/ XW6	Plinth	Shelving
P203 535	P303 535	dust	*	ST	ST	ST	ST	ST	ST
P203 536	P303 536	sabbia	*	ST	ST	ST	ST	ST	ST

### Glass doors

G/GA/GM/R Framed glass door,  
L Door with vertical side stiles




L  
I  
T  
E

VULCANO	Front colour	Carcase	Vis. side	W 19	W75+100	XW5/ XW6	Plinth	Shelving
L203 535	dust	*	ST	ST	ST	ST	ST	ST
L203 536	sabbia	*	ST	ST	ST	ST	ST	ST

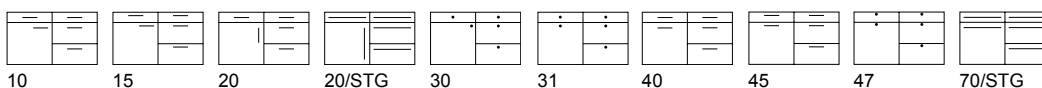
### Glass doors

Only universal glass doors available




Front: Thick-film melamine with deep stone structure,  
front matching edge all around, reverse side identical

### Handle drilling options VULCANO



**Matt  
door styles**





PREMIUM

**Glass doors**

G/GA/GM/R Framed glass door,  
L Door with vertical side stiles

FEELWOOD H COM	Front colour	Carcase	Vis. side	W 19	W 75+100	XW5/ XW6	Plinth	Shelving
P118 423 P277 423	agave, H	*	ST	ST	ST	ST	ST	ST
P118 422 P277 422	black, H	KS	ST	ST	ST	ST	ST	ST
P118 424 P277 424	carbon, H	KS	ST	ST	ST	ST	ST	ST
P118 425 P277 425	londra, H	KS	ST	ST	ST	ST	ST	ST

FEELWOOD V COM	Front colour	Carcase	Vis. side	W 19	W 75+100	XW5/ XW6	Plinth	Shelving
P119 423 P278 423	agave, V	*	ST	ST	ST	ST	ST	ST
P119 422 P278 422	black, V	KS	ST	ST	ST	ST	ST	ST
P119 424 P278 424	carbon, V	KS	ST	ST	ST	ST	ST	ST
P119 425 P278 425	londra, V	KS	ST	ST	ST	ST	ST	ST



LITE

**Glass doors**

Only universal glass doors available

FEELWOOD H	Front colour	Carcase	Vis. side	W 19	W 75+100	XW5/ XW6	Plinth	Shelving
L118 423	agave, H	*	ST	ST	ST	ST	ST	ST
L118 422	black, H	*	ST	ST	ST	ST	ST	ST
L118 424	carbon, H	KS	ST	ST	ST	ST	ST	ST
L118 425	londra, H	*	ST	ST	ST	ST	ST	ST

FEELWOOD V	Front colour	Carcase	Vis. side	W 19	W 75+100	XW5/ XW6	Plinth	Shelving
L119 423	agave, V	*	ST	ST	ST	ST	ST	ST
L119 422	black, V	*	ST	ST	ST	ST	ST	ST
L119 424	carbon, V	KS	ST	ST	ST	ST	ST	ST
L119 425	londra, V	*	ST	ST	ST	ST	ST	ST



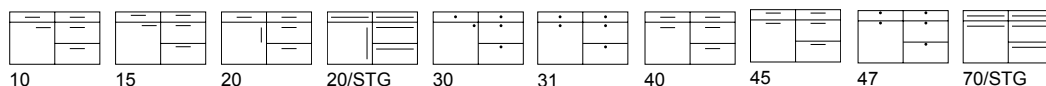
agave, H    black, H    carbon, H    londra, H

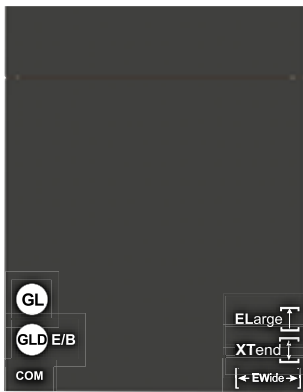


agave, V    black, V    carbon, V    londra, V

Front: Feelwood melamine with UV matt-lacquered surface and **anti-fingerprint-overlay**; horizontal/vertical grain pattern, with same matching decor edge all around, same backside but without anti-fingerprint

Handle drilling options FEELWOOD H+V





PREMIUM

Glass doors

Only universal glass doors available

ONE	COM	Front colour	Carcase	Vis. side	W 19	W 75+100	XW5/ XW6	Plinth	Shelving
P113 006	P213 006	bianco	KS	DL	DL	-	DL	DL	KS
P113 022	P213 022	black	KS	DL	DL	-	DL	DL	KS
P113 014	P213 014	fango	*	DL	DL	-	DL	DL	KS
P113 017	P213 017	graphite	KS	DL	DL	-	DL	DL	KS
P113 095	P213 095	grigio	*	DL	DL	-	DL	DL	KS
P113 024	P213 024	cashmere	KS	DL	DL	-	DL	DL	KS
P113 044	P213 044	londra	KS	DL	DL	-	DL	DL	KS
P113 243	P213 243	orion	KS	DL	DL	-	DL	DL	KS
P113 501	P213 501	sage	*	DL	DL	-	DL	DL	KS



LITE

Glass doors

Only universal glass doors available

ONE	Front colour	Carcase	Vis. side	W 19	W 75+100	XW5/ XW6	Plinth	Shelving
L113 006	bianco	KS	DL	DL	-	DL	DL	KS
L113 022	black	*	DL	DL	-	DL	DL	KS
L113 014	fango	*	DL	DL	-	DL	DL	KS
L113 017	graphite	*	DL	DL	-	DL	DL	KS
L113 095	grigio	*	DL	DL	-	DL	DL	KS
L113 024	cashmere	*	DL	DL	-	DL	DL	KS
L113 044	londra	*	DL	DL	-	DL	DL	KS
L113 243	orion	*	DL	DL	-	DL	DL	KS
L113 501	sage	*	DL	DL	-	DL	DL	KS




NEW

Glass doors

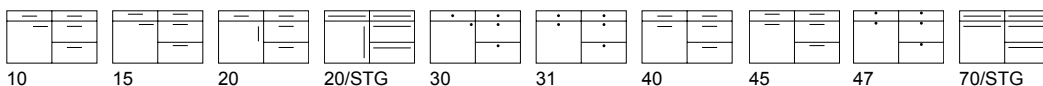
Only universal glass doors available

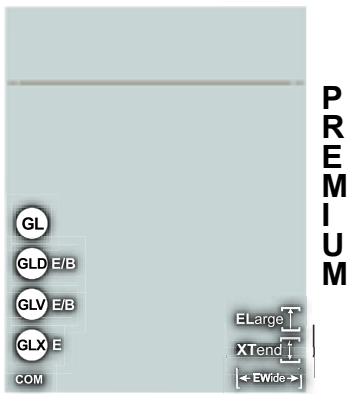
ONE	Front colour	Carcase	Vis. side	W 19	W 75+100	XW5/ XW6	Plinth	Shelving
N113 006	bianco	KS	DL	DL	-	DL	DL	KS
N113 022	black	*	DL	DL	-	DL	DL	KS
N113 014	fango	*	DL	DL	-	DL	DL	KS
N113 017	graphite	*	DL	DL	-	DL	DL	KS
N113 095	grigio	*	DL	DL	-	DL	DL	KS
N113 024	cashmere	*	DL	DL	-	DL	DL	KS
N113 044	londra	*	DL	DL	-	DL	DL	KS
N113 243	orion	*	DL	DL	-	DL	DL	KS
N113 501	sage	*	DL	DL	-	DL	DL	KS



Front: Single layer UV matt lacquered surface on particle board with antifingerprint coating, 1,0 mm PP-edging all around, reverse side identical

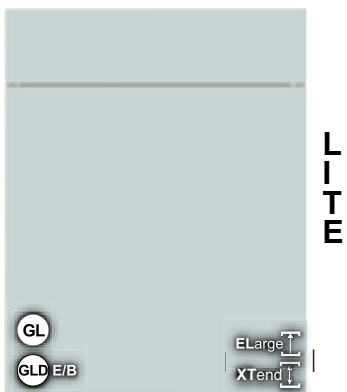
Handle drilling options ONE





**Glass doors**  
L Door with vertical side stiles

OPACO	COM	Front colour	Carcase	Vis. side	W 19	W75+100	XW5/ XW6	Plinth	Shelving
P232 138	P332 138	agave	*	UVM	UVM	UVM	UVM	UVM	-
P232 250	P332 250	aqua	*	UVM	UVM	UVM	UVM	UVM	-
P232 006	P332 006	bianco	KS	UVM	UVM	UVM	UVM	UVM	KS
P232 022	P332 022	black	KS	UVM	UVM	UVM	UVM	UVM	KS
P232 063	P332 063	carbon	KS	UVM	UVM	UVM	UVM	UVM	KS
P232 129	P332 129	crush gold	*	UVM	UVM	UVM	UVM	UVM	-
P232 123	P332 123	dolphin	KS	UVM	UVM	UVM	UVM	UVM	KS
P232 014	P332 014	fango	*	UVM	UVM	UVM	UVM	UVM	KS
P232 017	P332 017	graphite	KS	UVM	UVM	UVM	UVM	UVM	KS
P232 024	P332 024	cashmere	KS	UVM	UVM	UVM	UVM	UVM	KS
P232 064	P332 064	pebble-grey	KS	UVM	UVM	UVM	UVM	UVM	KS
P232 251	P332 251	laguna	*	UVM	UVM	UVM	UVM	UVM	-
P232 044	P332 044	londra	KS	UVM	UVM	UVM	UVM	UVM	KS
P232 111	P332 111	ocean	*	UVM	UVM	UVM	UVM	UVM	-
P232 128	P332 128	slate	KS	UVM	UVM	UVM	UVM	UVM	KS
P232 101	P332 101	snow	KS	UVM	UVM	UVM	UVM	UVM	KS
P232 109	P332 109	steel gold-brown	*	UVM	UVM	UVM	UVM	UVM	-



**Glass doors**  
Only universal glass doors available

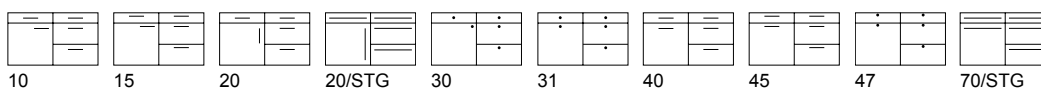
OPACO	Front colour	Carcase	Vis. side	W 19	W75+100	XW5/ XW6	Plinth	Shelving
L232 138	agave	*	UVM	UVM	UVM	UVM	UVM	-
L232 250	aqua	*	UVM	UVM	UVM	UVM	UVM	-
L232 006	bianco	KS	UVM	UVM	UVM	UVM	UVM	KS
L232 022	black	*	UVM	UVM	UVM	UVM	UVM	KS
L232 063	carbon	KS	UVM	UVM	UVM	UVM	UVM	KS
L232 129	crush gold	*	UVM	UVM	UVM	UVM	UVM	-
L232 123	dolphin	KS	UVM	UVM	UVM	UVM	UVM	KS
L232 014	fango	*	UVM	UVM	UVM	UVM	UVM	KS
L232 017	graphite	*	UVM	UVM	UVM	UVM	UVM	KS
L232 024	cashmere	*	UVM	UVM	UVM	UVM	UVM	KS
L232 064	pebble-grey	*	UVM	UVM	UVM	UVM	UVM	KS
L232 251	laguna	*	UVM	UVM	UVM	UVM	UVM	-
L232 044	londra	*	UVM	UVM	UVM	UVM	UVM	KS
L232 111	ocean	*	UVM	UVM	UVM	UVM	UVM	-
L232 128	slate	KS	UVM	UVM	UVM	UVM	UVM	KS
L232 101	snow	*	UVM	UVM	UVM	UVM	UVM	KS
L232 109	steel gold-brown	*	UVM	UVM	UVM	UVM	UVM	-



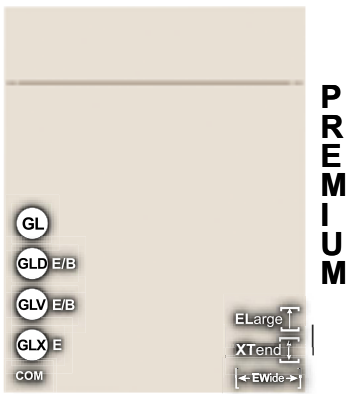
Front: Multi-layer UV matt lacquered surface with **anti-fingerprint overlay**, 1.0 mm zero joint edge all around, reverse side in the same colour

**Note:**  
19 mm panels UV lacquered on the one side, reverse side in the same colour

Handle drilling options OPACO









**Glass doors**  
L Door with vertical side stiles

FROST	COM	Front colour	Carcase	Vis. side	W 19	W50, 75,100	XW5/XW6	Plinth	Shelving
P111 006	P221 006	bianco	KS	SM	SM	SM	SM	SM	SM
P111 090	P221 090	magnolia	KS	SM	SM	SM	SM	SM	SM
P111 007	P221 007	optiwhite	KS	SM	SM	SM	SM	SM	SM
P111 244	P221 244	shell	KS	SM	SM	SM	SM	SM	SM



**Glass doors**  
Only universal glass doors available

FROST	Front colour	Carcase	Vis. side	W 19	W50, 75,100	XW5/XW6	Plinth	Shelving
L111 006	bianco	KS	SM	SM	SM	SM	SM	SM
L111 090	magnolia	*	SM	SM	SM	SM	SM	SM
L111 007	optiwhite	*	SM	SM	SM	SM	SM	SM
L111 244	shell	*	SM	SM	SM	SM	SM	SM



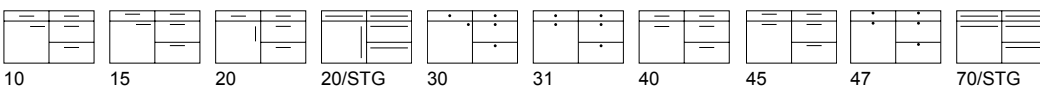
**Glass doors**  
L Door with vertical side stiles

FROST	Front colour	Carcase	Vis. side	W 19	W50, 75,100	XW5/XW6	Plinth	Shelving
N111 006	bianco	KS	SM	SM	-	SM	SM	SM
N111 090	magnolia	*	SM	SM	-	SM	SM	SM
N111 007	optiwhite	*	SM	SM	-	SM	SM	SM
N111 244	shell	*	SM	SM	-	SM	SM	SM



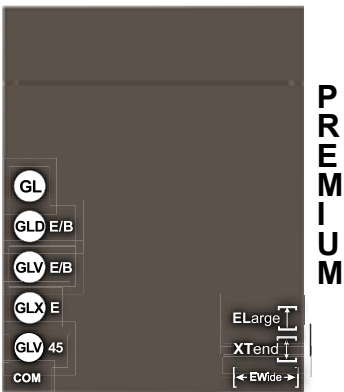
Front: HPL matt, with zero joint edge all around, reverse side in the same colour

Handle drilling options FROST



# EXTREM

# HPL matt




PREMIUM

EXTREM	COM	Front colour	Carcase	Vis. side	W 19	W50, 75,100	XW5/ XW6	Plinth	Shelving
P385 022	P485 022	black	KS	XTR	XTR	XTR	XTR	XTR	KS
P385 017	P485 017	graphite	KS	XTR	XTR	XTR	XTR	XTR	KS
P385 044	P485 044	londra	KS	XTR	XTR	XTR 75+100	XTR	XTR	KS
P385 007	P485 007	optiwhite	KS	XTR	XTR	XTR	XTR	XTR	KS
P385 243	P485 243	orion	KS	XTR	XTR	XTR	XTR	XTR	KS
P385 244	P485 244	shell	KS	XTR	XTR	XTR	XTR	XTR	KS
P385 101	P485 101	snow	KS	XTR	XTR	XTR	XTR	XTR	KS

## Glass doors

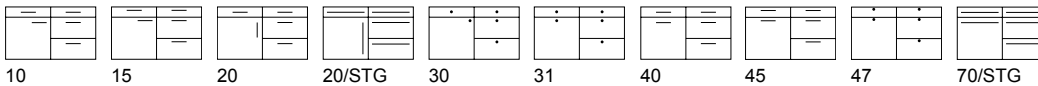
L Door with vertical side stiles



Front: HPL front with extremely matt surface and **anti-fingerprint overlay** with enormous depth of colour, 1.0 mm zero joint edge all around, reverse side in the same colour


## Handle drilling options

## EXTREM



# EFFECTO

# Metallic matt lacquered




PREMIUM

EFFECTO	COM	Front colour	Carcase	Vis. side	W 19	W50+100	XW5/ XW6	Plinth	Shelving
P506 182	P606 182	bronze dark	*	LM	LM	LM	LM	LM	-
P506 186	P606 186	bronze light	*	LM	LM	LM	LM	LM	-
P506 189	P606 189	burnished brush	*	LM	LM	LM	LM	LM	-
P506 183	P606 183	silver	*	LM	LM	LM	LM	LM	-
P506 184	P606 184	titanium	*	LM	LM	LM	LM	LM	-

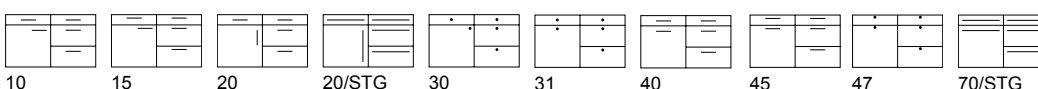
## EVERY FRONT A UNIQUE ONE-OFF

The Eye-catcher is a door style with a surface design with a special-effect lacquer finish which is largely produced by hand. Differences in the sanding pattern or shading, possibly having the effect that the colour shade appears to vary across the front, are no coincidence, but are desired and intended. Solely this method of working and application lends your furniture its unique character and charisma.



Front: Matt lacquered front with 19 mm of thickness with metallic-effect surface and 2 mm radius on all four sides, reverse side colour-matched

## Handle drilling options EFFECTO





PREMIUM

**Glass doors**

Only universal glass doors available


STYLO	Front colour uni	Carcase	Vis. side	W 19	W50+100	XW5/ XW6	Plinth	Shelving
P507 006	bianco uni	KS	LM	LM	LM	-	LM	KS
P507 101	snow uni	KS	LM	LM	LM	-	LM	KS

Front colour metallic

P507 182	bronze dark	*	LM	LM	LM	-	LM	-
P507 186	bronze light	*	LM	LM	LM	-	LM	-
P507 189	burnished brush	*	LM	LM	LM	-	LM	-
P507 183	silver	*	LM	LM	LM	-	LM	-
P507 184	titan	*	LM	LM	LM	-	LM	-

RAL	Front colour uni	Carcase	Vis. side	W 19	W50+100	XW5/ XW6	Plinth	Shelving
P508 000	RAL, Sikkens, NCS No metallic colours available!	*	LM	LM	LM	-	LM	-

Front: Matt lacquered door in 22 mm of thickness available with uni finish or with metallic-effect surface and integrated handle milling, all 4 corners rounded with a 2 mm radius, reverse side identical, WW19 in 22 mm of thickness matching the front



bianco uni snow uni



bronze dark bronze light burnished brush



silver titan



RAL/Sikkens/  
NCS colours

All RAL/Sikkens/NCS colours available.

Individual parts only available on request and at extra charge!  
No metallic colours available!

Please place subsequent orders for RAL fronts within 6 months in order to avoid differences in colour.

**EVERY DOOR ONE OF A KIND**

The surface is called effect lacquered, which is manufactured almost entirely by hand. Differences in finishing or shading, with the effect of visually experiencing a play of colours are no coincidence, but rather desired and wanted. This manufacturing technique is showcasing your furniture on another level.

**VARIABLE HANDLE MILLING OPTIONS:**

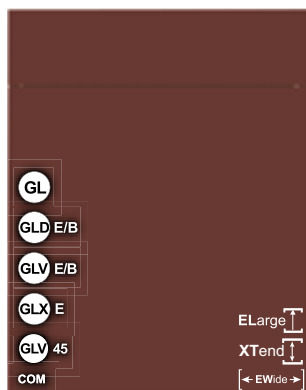
\*only 1 handle milling per door possible

\* **vertical:** \* variable start- and endpoint (from... to...) selectable  
\* hidden handle millings (non visible handle milling) on the opposite of a vertical visible milling are always milled out entirely

\* **horizontal:** \* variable start- and endpoint (from... to...) selectable  
\* hidden handle millings (non visible handle milling) over or under a visible milling are always milled out entirely  
\* wall units are always equipped with a non visible continuous horizontal milling

**Options for selecting the handle position:**

- EGSLV Milled out handle, visible, left, vertical
- EGSOH Milled out handle, visible, top, horizontal
- EGSRV Milled out handle, visible, right, vertical
- EGSUH Milled out handle, visible, down, horizontal
- EGVLV Milled out handle, hidden, top, horizontal
- EGVOH Milled out handle, hidden, top, horizontal
- EGVRV Milled out handle, hidden, right, vertical
- EGVUH Milled out handle, hidden, down, horizontal



PREMIUM

FENIX	COM	Front colour	Carcase	Vis. side	W 19	W 50	XW5/ XW6	Plinth	Shelving
P310 006	P510 006	bianco	KS	SM/SMF	SM/SMF	SM/SMF	SMF	SM/SMF	SM
P310 022	P510 022	black	KS	SMF	SMF	SMF	SMF	SMF	-
P310 135	P510 135	cacao	*	SMF	SMF	SMF	SMF	SMF	-
P310 091	P510 091	lightgrey	*	SMF	SMF	SMF	SMF	SMF	-
P310 034	P510 034	kos white	KS	SM/SMF	SM/SMF	SM/SMF	SMF	SM/SMF	SM
P310 044	P510 044	londra	KS	SMF	SMF	SMF	SMF	SMF	-
P310 110	P510 110	midnight blue	*	SMF	SMF	SMF	SMF	SMF	-
P310 007	P510 007	optiwhite	KS	SM/SMF	SM/SMF	SM/SMF	SMF	SM/SMF	SM
P310 136	P510 136	rosso	*	SMF	SMF	SMF	SMF	SMF	-
P310 137	P510 137	verde	*	SMF	SMF	SMF	SMF	SMF	-


Glass doors

L Door with vertical side stiles



Front: HPL matt with outstanding characteristics, with zero joint edge all around, reverse side in the same colour

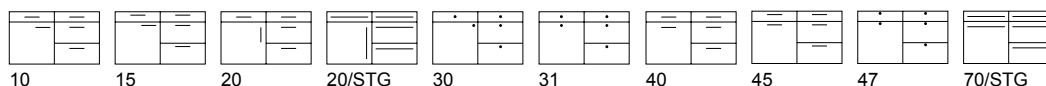
\* You can order the surroundings for „kos-white“ in SM-bianco



SPECIAL FEATURES OF FENIX

Lightfast, wipe-proof, resistant to acidic cleaning agents, Nanotech coating, extremely matt surface, soft touch, anti-fingerprint, antibacterial, antistatic, resistant to scratches and abrasions, scratches can be removed using a dirt eraser or hot iron at 80°C.

Handle drilling options FENIX





### Glass doors



Only universal glass doors available

ART-GLAS MATT	Front colour	Carcase	Vis. side	W 19	W50, 75, 100	XW5/ XW6	Plinth	Shelving
P383 179	aureo met.	KS pebble-grey	ACM	ACM*	-	ACM	ACM	KS pebble-grey
P383 006	bianco	KS bianco	ACM	ACM*	-	ACM	ACM	KS bianco
P383 022	black	KS black	ACM	ACM*	-	ACM	ACM	KS black
P383 017	graphite	KS graphite	ACM	ACM*	-	ACM	ACM	KS graphite
P383 181	luminoso met.	*	ACM	ACM*	-	ACM	ACM	-
P383 504	lunis met.	*	ACM	ACM*	-	ACM	ACM	-
P383 180	opale	*	ACM	ACM*	-	ACM	ACM	-
P383 101	snow	KS snow	ACM	ACM*	-	ACM	ACM	KS snow
P383 188	terrificio met.	*	ACM	ACM*	-	ACM	ACM	-
P383 187	titanio met.	*	ACM	ACM*	-	ACM	ACM	-
P383 505	torba met.	*	ACM	ACM*	-	ACM	ACM	-

### SPECIAL FEATURES OF ART-GLAS MATT:

- super-matt surface
- 50% lighter
- 10x more breakproof than real glass
- high scratch-resistance
- easy to clean on account of nano properties
- TÜV-approved
- drillable

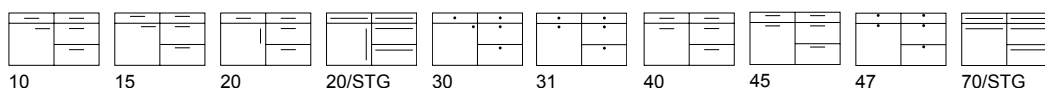
\*Side panels only available with acrylic on one side, reverse side in same colour!

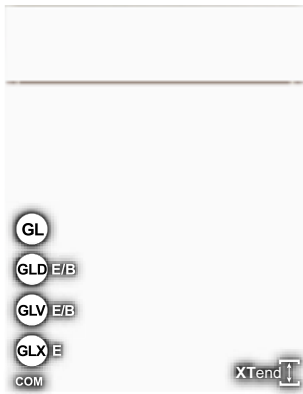


Front: ART-GLAS MATT front in high-quality acrylic with chamfered matt edge, reverse side in same colour.

### Handle drilling options

### ART-GLAS MATT





**P  
R  
E  
M  
I  
U  
M**

**Glass doors**


L Door with vertical side stiles

LUNA	COM	Front colour	Carcase	Vis. side	W 19	W 50	XW5/ XW6	Plinth	Shelving		
<b>P219</b>	101	<b>P319</b>	101	snow	KS	UM/ML	UM/ML	ML	ML	UM/ML	UM

LUNA R2 RAL	Front colour	Carcase	Vis. side	W 19	W 50	XW5/ XW6	Plinth	Shelving	
<b>P293</b>	000	RAL/Sikkens/NCS	*	ML	ML	ML	ML	ML	-

**Luna RAL-COM is not available!**

**Luna snow: SMART GRID dimensions, as well as unit widths of 75cm are not available with this model!**




**L  
I  
T  
E**

**Glass doors**

Only universal glass doors available

LUNA R2	Front colour	Carcase	Vis. side	W 19	W 50	XW5/ XW6	Plinth	Shelving	
<b>L219</b>	101	snow	*	UM/ML	UM/ML	ML	ML	UM/ML	UM



snow



RAL/Sikkens/  
NCS colours

**All RAL/Sikkens/NCS colours available.**

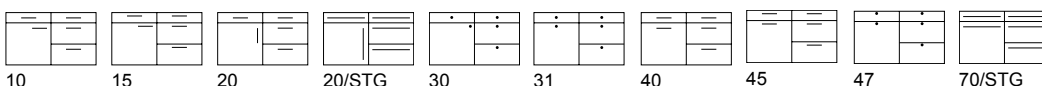
**Individual parts only available on request and at extra charge!  
No metallic colours available!**

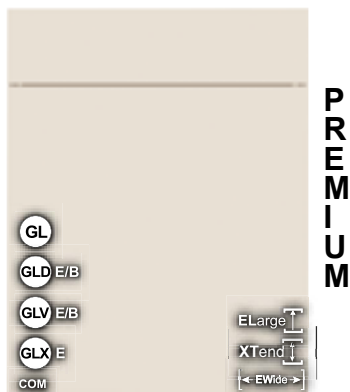
**Please place subsequent orders for RAL fronts within 6 months in order to avoid differences in colour.**

Front: Matt lacquered,  
2 mm radius to all four sides, reverse side in the same colour

**XTend** XTend doors with metal edge cover at the bottom of the door

Handle drilling options LUNA R2 + RAL






### Glass doors

G/GA/GM/R Framed door,  
L Door with vertical side stiles

LUNA MICRON	COM	Front colour	Carcase	Vis. side	WWR 19	W 50	XW5/ XW6	Plinth	Shelving
P311 006	P471 006	bianco	KS	MLMi	MLMi	MLMi	MLMi	MLMi	KS
P311 022	P471 022	black	KS	MLMi	MLMi	MLMi	MLMi	MLMi	KS
P311 063	P471 063	carbon	KS	MLMi	MLMi	MLMi	MLMi	MLMi	KS
P311 017	P471 017	graphite	KS	MLMi	MLMi	MLMi	MLMi	MLMi	KS
P311 024	P471 024	cashmere	KS	MLMi	MLMi	MLMi	MLMi	MLMi	KS
P311 064	P471 064	pebble-grey	KS	MLMi	MLMi	MLMi	MLMi	MLMi	KS
P311 044	P471 044	londra	KS	MLMi	MLMi	MLMi	MLMi	MLMi	KS
P311 208	P471 208	marone	*	MLMi	MLMi	MLMi	MLMi	MLMi	-
P311 110	P471 110	midnight blue	*	MLMi	MLMi	MLMi	MLMi	MLMi	-
P311 112	P471 112	moos	*	MLMi	MLMi	MLMi	MLMi	MLMi	-
P311 032	P471 032	olive	*	MLMi	MLMi	MLMi	MLMi	MLMi	-
P311 243	P471 243	orion	KS	MLMi	MLMi	MLMi	MLMi	MLMi	KS
P311 209	P471 209	seta	*	MLMi	MLMi	MLMi	MLMi	MLMi	-
P311 244	P471 244	shell	KS	MLMi	MLMi	MLMi	MLMi	MLMi	KS
P311 101	P471 101	snow	KS	MLMi	MLMi	MLMi	MLMi	MLMi	KS
P311 113	P471 113	fir green	*	MLMi	MLMi	MLMi	MLMi	MLMi	-
P311 210	P471 210	urbano	*	MLMi	MLMi	MLMi	MLMi	MLMi	-
<b>RAL</b>									
P503 000		RAL-, Sikkens-, NCS	*	MLMi	MLMi	MLMi	MLMi	MLMi	-

Luna Micron RAL-COM is not available!



Front: Micron-textured lacquer on MDF with 2 mm radius, reverse side in the same colour



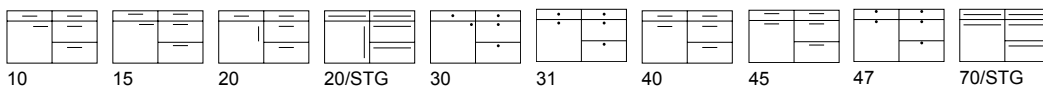
All RAL/Sikkens/NCS colours in available.

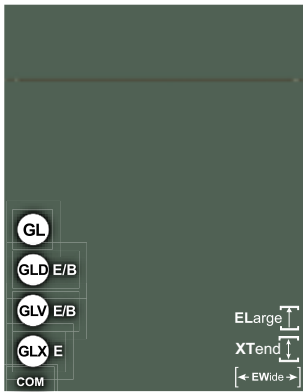
Individual parts only available on request and at extra charge!  
No metallic colours available!

Please place subsequent orders for RAL fronts within 6 months in order to avoid differences in colour.

### Handle drilling options

### LUNA MICRON





**PREMIUM**

**Glass doors**

G/GA/GM/R Framed glass door, L Door with vertical side stiles


LUNA SOFT	COM	Front colour	Carcase	Vis. side	W/WR 19	W 50	XW5/ XW6	Plinth	Shelving
P340 006	P540 006	bianco	KS	MLSO	MLSO	MLSO	MLSO	MLSO	KS
P340 022	P540 022	black	KS	MLSO	MLSO	MLSO	MLSO	MLSO	KS
P340 063	P540 063	carbon	KS	MLSO	MLSO	MLSO	MLSO	MLSO	KS
P340 017	P540 017	graphite	KS	MLSO	MLSO	MLSO	MLSO	MLSO	KS
P340 024	P540 024	cashmere	KS	MLSO	MLSO	MLSO	MLSO	MLSO	KS
P340 064	P540 064	pebble-grey	KS	MLSO	MLSO	MLSO	MLSO	MLSO	KS
P340 044	P540 044	londra	KS	MLSO	MLSO	MLSO	MLSO	MLSO	KS
P340 208	P540 208	marone	*	MLSO	MLSO	MLSO	MLSO	MLSO	-
P340 110	P540 110	midnight blue	*	MLSO	MLSO	MLSO	MLSO	MLSO	-
P340 112	P540 112	moos	*	MLSO	MLSO	MLSO	MLSO	MLSO	-
P340 032	P540 032	olive	*	MLSO	MLSO	MLSO	MLSO	MLSO	-
P340 243	P540 243	orion	KS	MLSO	MLSO	MLSO	MLSO	MLSO	KS
P340 209	P540 209	seta	*	MLSO	MLSO	MLSO	MLSO	MLSO	-
P340 244	P540 244	shell	KS	MLSO	MLSO	MLSO	MLSO	MLSO	KS
P340 101	P540 101	snow	KS	MLSO	MLSO	MLSO	MLSO	MLSO	KS
P340 113	P540 113	fir green	*	MLSO	MLSO	MLSO	MLSO	MLSO	-
P340 210	P540 210	urbano	*	MLSO	MLSO	MLSO	MLSO	MLSO	-

**Features of anti-fingerprint matt lacquer:**

- ultra-matt appearance
- pleasant velvety soft feel
- anti-reflective
- absolutely fingerprint-proof

**Note:**

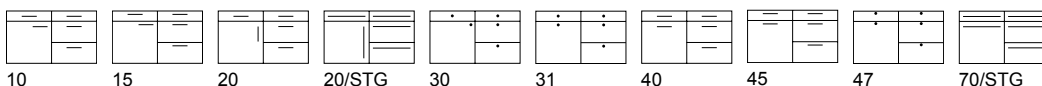
- Lacquer is impact-resistant to a limited extent only!



Front: matt lacquer with **anti-fingerprint** protection on MDF with 2 mm radius, reverse side in the same colour

**Handle drilling options**

**LUNA SOFT**







**Glass doors**  
R Framed glass door  
Framed door up to max. 1690 mm  
from one piece

INSPIRATION SOFT	Front colour	Carcase	Vis. side	W/WR 19	W 50	KL/LL	Plinth	Shelving
P423 006	bianco	KS	MLSO	MLSO	MLSO	-	MLSO	KS
P423 022	black	KS	MLSO	MLSO	MLSO	-	MLSO	KS
P423 063	carbon	KS	MLSO	MLSO	MLSO	-	MLSO	KS
P423 017	graphite	KS	MLSO	MLSO	MLSO	-	MLSO	KS
P423 024	cashmere	KS	MLSO	MLSO	MLSO	-	MLSO	KS
P423 064	pebble-grey	KS	MLSO	MLSO	MLSO	-	MLSO	KS
P423 044	londra	KS	MLSO	MLSO	MLSO	-	MLSO	KS
P423 208	marone	*	MLSO	MLSO	MLSO	-	MLSO	-
P423 110	midnight blue	*	MLSO	MLSO	MLSO	-	MLSO	-
P423 112	moss	*	MLSO	MLSO	MLSO	-	MLSO	-
P423 032	olive	*	MLSO	MLSO	MLSO	-	MLSO	-
P423 243	orion	KS	MLSO	MLSO	MLSO	-	MLSO	KS
P423 209	seta	*	MLSO	MLSO	MLSO	-	MLSO	-
P423 244	shell	KS	MLSO	MLSO	MLSO	-	MLSO	KS
P423 101	snow	KS	MLSO	MLSO	MLSO	-	MLSO	KS
P423 113	fir green	*	MLSO	MLSO	MLSO	-	MLSO	-
P423 210	urbano	*	MLSO	MLSO	MLSO	-	MLSO	-

**Features of anti-fingerprint matt lacquer:**

- ultra-matt appearance
- pleasant velvety soft feel
- anti-reflective
- absolutely fingerprint-proof

**Note:**

- **Lacquer is impact-resistant to a limited extent only!**
- Front shaped side panels are only available in smooth version, please order matching colours from the Luna programme



bianco    black    carbon    graphite    cashmere    pebble-grey    londra    marone    midnight blue

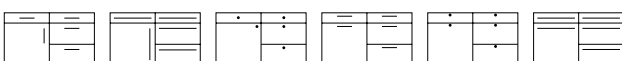


moss    olive    orion    seta    shell    snow    fir green    urbano

Front: matt lacquer with **anti-fingerprint** protection as single frame with 45° chamfer on MDF with 2 mm radius, reverse in same colour

**Handle drilling options**

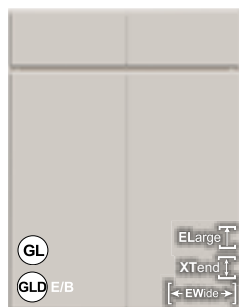
**INSPIRATION SOFT**



20    20/STG    30    45    47    70/STG



P  
R  
E  
M  
I  
U  
M



**UNO**  
One vertical groove  
in the middle



**R15**  
Vertical groove spacing  
150 mm  
**Note:**  
The following front widths  
have special groove  
spacings:  
40+80 cm = 132 mm  
50+100 cm = 165 mm



**R20**  
Vertical groove spacing  
200 mm  
**Note:**  
The following front widths  
have special groove  
spacings:  
30 cm = 148 mm  
45+90 cm = 223 mm  
50 cm = 248 mm

**Glass doors**

R Framed glass door,  
L Door with vertical side stiles


**Features of anti-fingerprint matt lacquer:**

- ultra-matt appearance
- pleasant velvety soft feel
- anti-reflective
- absolutely fingerprint-proof

**Note:**

- Lacquer is impact-resistant to a limited extent only!
- Front shaped side panels are only available in smooth version, please order matching colours from the Luna programme

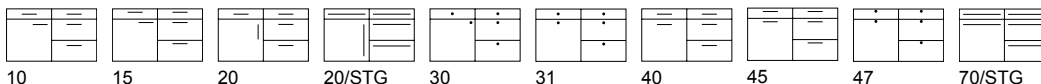
ZERO	UNO	R15	R20	Front colour	Carcase	Vis. side	W/WR 19	W 50	KL/LL	Plinth	Shelving
P312 006	P313 006	P314 006	P315 006	bianco	KS	MLSO	MLSO	MLSO	-	MLSO	KS
P312 022	P313 022	P314 022	P315 022	black	KS	MLSO	MLSO	MLSO	-	MLSO	KS
P312 063	P313 063	P314 063	P315 063	carbon	KS	MLSO	MLSO	MLSO	-	MLSO	KS
P312 017	P313 017	P314 017	P315 017	graphite	KS	MLSO	MLSO	MLSO	-	MLSO	KS
P312 024	P313 024	P314 024	P315 024	cashmere	KS	MLSO	MLSO	MLSO	-	MLSO	KS
P312 064	P313 064	P314 064	P315 064	pebble-grey	KS	MLSO	MLSO	MLSO	-	MLSO	KS
P312 044	P313 044	P314 044	P315 044	londra	KS	MLSO	MLSO	MLSO	-	MLSO	KS
P312 208	P313 208	P314 208	P315 208	marone	*	MLSO	MLSO	MLSO	-	MLSO	-
P312 110	P313 110	P314 110	P315 110	midnight blue	*	MLSO	MLSO	MLSO	-	MLSO	-
P312 112	P313 112	P314 112	P315 112	moos	*	MLSO	MLSO	MLSO	-	MLSO	-
P312 032	P313 032	P314 032	P315 032	olive	*	MLSO	MLSO	MLSO	-	MLSO	-
P312 243	P313 243	P314 243	P315 243	orion	KS	MLSO	MLSO	MLSO	-	MLSO	KS
P312 209	P313 209	P314 209	P315 209	seta	*	MLSO	MLSO	MLSO	-	MLSO	-
P312 244	P313 244	P314 244	P315 244	shell	KS	MLSO	MLSO	MLSO	-	MLSO	KS
P312 101	P313 101	P314 101	P315 101	snow	KS	MLSO	MLSO	MLSO	-	MLSO	KS
P312 113	P313 113	P314 113	P315 113	fir green	*	MLSO	MLSO	MLSO	-	MLSO	-
P312 210	P313 210	P314 210	P315 210	urbano	*	MLSO	MLSO	MLSO	-	MLSO	-



Front: Matt lacquer anti-fingerprint,  
outside with beading, Uno/R15/R20  
models with fine grooving,  
reverse side in same colour.

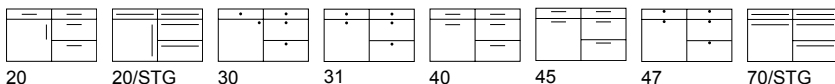
Handle drilling options

MILA SOFT ZERO



Handle drilling options

MILA SOFT UNO/R15/R20






**High-gloss  
door styles**



PREMIUM

**Glass doors**  
L Door with vertical side stiles

	LUCE	COM	Front colour	Carcase	Vis. side	W 19	W50, 75,100	XW5/ XW6	Plinth	Shelving
ⓄGLV 45	<b>P218 006</b>	<b>P353 006</b>	bianco	KS	UVHG/SG	UVHG/SG	SG	UVHG	SG	SG
	<b>P218 024</b>	<b>P353 024</b>	cashmere	KS	UVHG/EG	UVHG/EG	EG	UVHG	EG	EG
	<b>P218 007</b>	<b>P353 007</b>	optiwhite	KS	UVHG/SG	UVHG/SG	SG	UVHG	SG	SG
ⓄGLV 45	<b>P218 101</b>	<b>P353 101</b>	snow	KS	UVHG/SG	UVHG/SG	SG	UVHG	SG	SG
ⓄGLV 45										



LITE

**Glass doors**  
Only universal glass doors available

	LUCE	Front colour	Carcase	Vis. side	W 19	W50, 75,100	XW5/ XW6	Plinth	Shelving
	<b>L218 006</b>	bianco	KS	UVHG/SG	UVHG/SG	SG	UVHG	SG	SG
	<b>L218 024</b>	cashmere	*	UVHG/EG	UVHG/EG	EG	UVHG	EG	EG
	<b>L218 007</b>	optiwhite	*	UVHG/SG	UVHG/SG	SG	UVHG	SG	SG
	<b>L218 101</b>	snow	*	UVHG/SG	UVHG/SG	SG	UVHG	SG	SG




NEW

LUCE	Front colour	Carcase	Vis. side	W 19	W50, 75,100	XW5/ XW6	Plinth	Shelving
N218 006	bianco	KS	UVHG/SG	UVHG/SG	-	UVHG	SG	SG
N218 024	cashmere	*	UVHG/EG	UVHG/EG	-	UVHG	EG	EG
N218 007	optiwhite	*	UVHG/SG	UVHG/SG	-	UVHG	SG	SG
N218 101	snow	*	UVHG/SG	UVHG/SG	-	UVHG	SG	SG

**Glass doors**

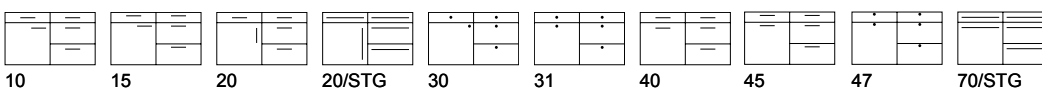
L Door with vertical side stiles

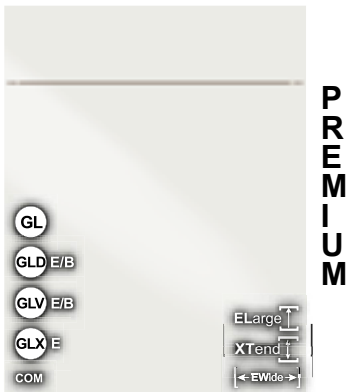


Front: UV lacquered high gloss, laser edge all around, reverse side in the same colour

Handle drilling options


LUCE






**Glass doors**  
Door with vertical side stiles

ESPRIT	COM	Front colour	Carcase	Vis. side	W 19	W50, 75,100	XW5/XW6	Plinth	Shelving
P112 006	P225 006	bianco	KS	SG	SG	SG	SG	SG	SG
P112 007	P225 007	optiwhite	KS	SG	SG	SG	SG	SG	SG
P112 101	P225 101	snow	KS	SG	SG	SG	SG	SG	SG



**Glass doors**  
Only universal glass doors available

ESPRIT	Front colour	Carcase	Vis. side	W 19	W50, 75,100	XW5/XW6	Plinth	Shelving
L112 006	bianco	KS	SG	SG	SG	SG	SG	SG
L112 007	optiwhite	*	SG	SG	SG	SG	SG	SG
L112 101	snow	*	SG	SG	SG	SG	SG	SG



**Glass doors**  
L Door with vertical side stiles

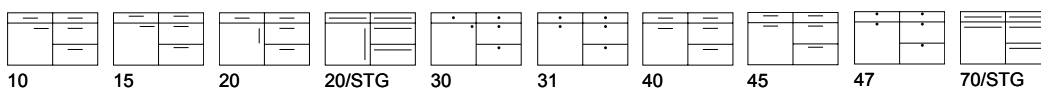
ESPRIT	Front colour	Carcase	Vis. side	W 19	W50, 75,100	XW5/XW6	Plinth	Shelving
N112 006	bianco	KS	SG	SG	-	SG	SG	SG
N112 007	optiwhite	*	SG	SG	-	SG	SG	SG
N112 101	snow	*	SG	SG	-	SG	SG	SG




Front: HPL high gloss, zero joint edge all around, reverse side in the same colour

Handle drilling options

ESPRIT





P  
R  
E  
M  
I  
U  
M

**Glass doors**

L Door with vertical side stiles

PASSION	COM	Front colour	Carcase	Vis. side	W 19	W 50	XW5/ XW6	Plinth	Shelving	
P247	101	P357 101	snow	KS	SG/LG	SG/LG	SG/LG	LG	SG/LG	SG
PASSION R2 RAL		Front colour	Carcase	Vis. side	W 19	W 50	XW5/ XW6	Plinth	Shelving	
P557	000	RAL/Sikkens/NCS	*	LG	LG	LG	LG	LG	LG	-

Passion RAL-COM is not available!

Smart-Grid dimensions, as well as unit widths of 75 cm are not available with this model!




L  
I  
T  
E

**Glass doors**

Only universal glass doors available

PASSION		Front colour	Carcase	Vis. side	W 19	W 50	XW5/ XW6	Plinth	Shelving
L247	101	snow	*	SG/LG	SG/LG	SG/LG	LG	SG/LG	SG

XTend XTend doors with metal edge cover at the bottom of the door



All RAL/Sikkens/NCS colours available.

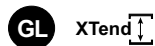
Individual parts only available on request and at extra charge! No metallic colours available!

Front: High-gloss lacquered, with 2 mm radius to all four sides, reverse side in the same colour

Please place subsequent orders for RAL fronts within 6 months in order to avoid differences in colour.

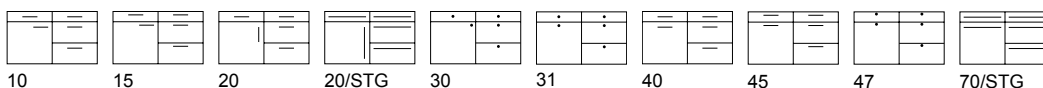
snow

RAL/Sikkens/  
NCS colours



Handle drilling options

PASSION + RAL





**P R E M I U M**

ART-GLAS GLOSS	Front colour	Carcase	Vis. side	W 19	W50, 75,100	XW5/ XW6	Plinth	Shelving
<b>P316 006</b>	bianco	KS	ACG	ACG*	-	ACG	ACG	-
<b>P316 022</b>	black	KS	ACG	ACG*	-	ACG	ACG	-
<b>P316 105</b>	fumo	*	ACG	ACG*	-	ACG	ACG	-
<b>P316 024</b>	cashmere	KS	ACG	ACG*	-	ACG	ACG	-
<b>P316 101</b>	snow	KS	ACG	ACG*	-	ACG	ACG	-


\*Side panels only available with acrylic on one side, reverse side in same colour!

**FEATURES OF ART-GLAS GLOSS:**

- high-gloss depth effect as with real glass
- 50% lighter
- 10x more breakproof than real glass
- high scratch-resistance
- easy to clean on account of nano properties
- TÜV-approved
- drillable

**Glass doors**

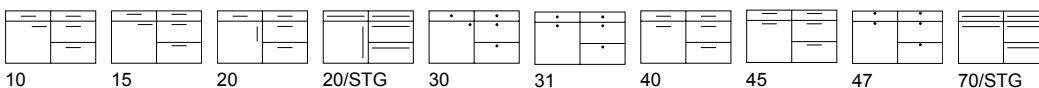
Only universal glass doors available



Front: ART-GLAS GLOSS front in high-quality acrylic with chamfered glossy edge, reverse side in the same colour.

**Handle drilling options**

**ART-GLAS GLOSS**







**Foil-wrapped  
door styles**



PREMIUM


MODIO 8	Front colour	Carcase	Vis. side	W 19	W50, 75+100	XW5/XW6	Plinth	Shelving
P242 006	bianco	KS	-	KU	KS	-	KU	KS
P242 022	black	KS	-	KU	KS	-	KU	KS
P242 024	cashmere	KS	-	KU	KS	-	KU	KS
P242 540	khaki	KS	-	KU	-	-	KU	-
P242 541	navy blue	KS	-	KU	-	-	KU	-

MODIO 8 RAL LACQUERED	Front colour	Carcase	Vis. side	W 19	W50, 75+100	XW5/XW6	Plinth	Shelving
P342 000	RAL-, Sikkens-, NCS	*	MLSO	MLSO	-	-	MLSO	-

Panels 50/75/100 (KS) are not foil-wrapped, instead they are delivered in melamine.  
Panels in 19 mm (KU) are one-sided foil-wrapped, reverse side is identical to front!


Plinth foil-wrapped and max. length of 240 cm

Glass doors  
R Framed glass door



Front: Foil-wrapped matt door style (19 mm of thickness) with antifingerprint coating, with flat frame 80 mm, reverse side identical (for panels 19 mm as well)

Exception khaki, navy blue and black.  
We suggest the carcase colour graphite for the reverse side, because of almost identical colour play.



(The painted version offers a surface that can be lacquered with RAL-/Sikkens-/NCS with antifingerprint coating)

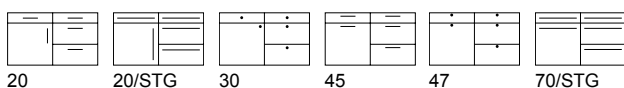


All RAL/Sikkens/NCS colours available.  
Individual parts only available on request and at extra charge!  
No metallic colours available!

RAL-, Sikkens-, NCS lacquered

Please place subsequent orders for RAL fronts within 6 months in order to avoid differences in colour.

Handle drilling options MODIO 8





P R E M I U M


MELIA	Front colour	Carcase	Vis. side	W 19	W50, 75+100	XW5/ XW6	Plinth	Shelving
P244 006	bianco	KS	-	KU	KS	-	KU	KS
P244 022	black	KS	-	KU	KS	-	KU	KS
P244 024	cashmere	KS	-	KU	KS	-	KU	KS
P244 540	khaki	KS	-	KU	-	-	KU	-
P244 541	navy blue	KS	-	KU	-	-	KU	-

MELIA RAL LACQUERED	Front colour	Carcase	Vis. side	W 19	W50, 75+100	XW5/ XW6	Plinth	Shelving
P344 000	RAL-, Sikkens-, NCS	*	MLSO	MLSO	-	-	MLSO	-

Panels 50/75/100 (KS) are not foil-wrapped, instead they are delivered in melamine.  
Panels in 19 mm (KU) are one-sided foil-wrapped, reverse side is identical to front!


Plinth foil-wrapped and max. length of 240 cm

Glass doors  
R Framed glass door



Front: Foil-wrapped matt door style (22 mm of thickness) with antifingerprint coating, with frame 65 mm, reverse side identical (for panels 19 mm as well)

Exception khaki, navy blue and black.  
We suggest the carcass colour graphite for the reverse side, because of almost identical colour play.



(The painted version offers a surface that can be lacquered with RAL-/Sikkens-/NCS with antifingerprint coating)



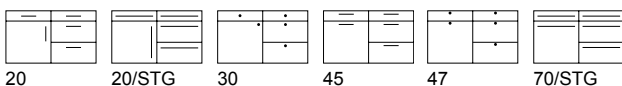
All RAL/Sikkens/NCS colours available.

Individual parts only available on request and at extra charge!  
No metallic colours available!

RAL-, Sikkens-, NCS lacquered

Please place subsequent orders for RAL fronts within 6 months in order to avoid differences in colour.

Handle drilling options MELIA





**PREMIUM**


**Glass doors**  
R Framed glass door

SANTOS	Front colour	Carcase	Vis. side	W 19	W50, 75+100	XW5/ XW6	Plinth	Shelving
<b>P246 006</b>	bianco	KS	-	KU	KS	-	KU	KS
<b>P246 022</b>	black	KS	-	KU	KS	-	KU	KS
<b>P246 024</b>	cashmere	KS	-	KU	KS	-	KU	KS
<b>P246 540</b>	khaki	KS	-	KU	-	-	KU	-
<b>P246 541</b>	navy blue	KS	-	KU	-	-	KU	-

SANTOS RAL LACQUERED	Front colour	Carcase	Vis. side	W 19	W50, 75+100	XW5/ XW6	Plinth	Shelving
<b>P346 000</b>	RAL-, Sikkens-, NCS	*	MLSO	MLSO	-	-	MLSO	-

**Panels 50/75/100 (KS) are not foil-wrapped, instead they are delivered in melamine. Panels in 19 mm (KU) are one-sided foil-wrapped, reverse side is identical to front!**


Plinth foil-wrapped and max. length of 240 cm



bianco      black      cashmere

Front: Foil-wrapped matt door style (22 mm of thickness) **with antifingerprint coating**, with slim frame 19 mm, reverse side identical (for panels 19 mm as well)

Exception khaki, navy blue and black.  
We suggest the carcase colour graphite for the reverse side, because of almost identical colour play.



khaki      navy blue

(The painted version offers a surface that can be lacquered with RAL-/Sikkens-/NCS with antifingerprint coating)



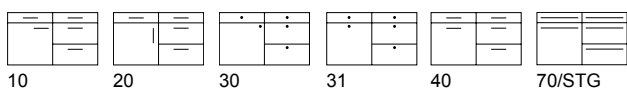
**All RAL/Sikkens/NCS colours available.**

**Individual parts only available on request and at extra charge!  
No metallic colours available!**

RAL-, Sikkens-, NCS lacquered

**Please place subsequent orders for RAL fronts within 6 months in order to avoid differences in colour.**

Handle drilling options SANTOS





**Wood  
Edition:**


**Wood  
Range  
+  
Wood  
Specials**

# Wood Range + Wood Specials overview


## Wood Range Information

10 door styles available in various structures/surfaces. "Knotty raw", "Knotty brushed", "Striped brushed" and "Silky smart".


These styles are listed on the following pages, starting at page 63.



GIRO H/V



MERINO H/V



SPLIT-PLANK  
OAK V



SPLIT-OAK H/V



LAMELLA



CADRE



TELAIO



STRETTO



TOSCANA



OBLIQUO H/V


## Wood Specials Information

9 door styles available in one structure/surface only.

These styles are listed on the following pages, starting at page 73.




CHIBA V




REAL-OAK H/V



VERTICO V



BLACK-LINE



NOTCHO



BLACK STRIPE



ROUGH ZERO+R15




ORBITA



RIPIENO

# Wood Range + Specials




## Knotty raw

Strong veneer, knotty with figure, blasted

**F1** = *Knotty raw*

Model name	Front colour	Carcase	Vis. side	Panels	XW5/ XW6	Plinth	Shelving
P462 102	nature	*	F1	F1/*	F1	F1	



## Knotty brushed

Knotty veneer with figure, brushed

**F2** = *Knotty brushed*

Model name	Front colour	Carcase	Vis. side	Panels	XW5/ XW6	Plinth	Shelving
P462 102	nature	*	F2	F2/*	F2	F2	F2




## Striped brushed

Plain Veneer without figure, brushed

**F3** = *Striped brushed*

Model name	Front colour	Carcase	Vis. side	Panels	XW5/ XW6	Plinth	Shelving
P462 102	nature	*	F3	F3/*	F3	F3	F3



## Silky smart

Silky gloss finish

**F4** = *Silky smart*

Model name	Front colour	Carcase	Vis. side	Panels	XW5/ XW6	Plinth	Shelving
P650 032	oliva	*	F4	F4/*	-	F4	F4

# Wood Range

Doortypes	Woodstructures				Woodcolours			Lacquer colours		
	F1	F2	F3	F4						
GIRO H/V										
MERINO H/V										
SPLIT-PLANK OAK V										
SPLIT-OAK H/V										
LAMELLA										
CADRE										
TELAIO										
STRETTO										



# Wood Range

Doortypes	Woodstructures				Woodcolours	Lacquer colours
	F1	F2	F3	F4		
<b>TOSCANA</b>						bianco black olive shell RAL, SIKKENS, NCS
<b>OBLIQUO H/V</b>					nature scandinavian walnut	bianco black olive shell RAL, SIKKENS, NCS

# Wood Specials

Doortypes	Woodstructures				Woodcolours	Lacquer colours
	F1	F2	F3	F4		
<b>CHIBA V</b>					chalk nature scandinavian	bianco black olive shell RAL, SIKKENS, NCS
<b>REAL-OAK H/V</b>					chalk chestnut real-nature	
<b>VERTICO V</b>					chalk chestnut driftwood nature scandinavian walnut	bianco black olive shell RAL, SIKKENS, NCS
<b>BLACK-LINE</b>					nature	

Melamine

Matt




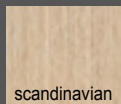
























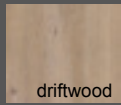


High-gloss


Foil-wrapped

Wood Edition: Wood Range + Wood Specials

Handles & Knobs, worktop styles, colour overview, discontinued items

# Wood Specials

Doortypes	Woodstructures				Woodcolours			Lacquer colours	
	F1	F2	F3	F4					
 <p><b>NOTCHO</b></p>					 <p>nature</p>	 <p>scandinavian</p>	 <p>walnut</p>	 <p>black</p>	 <p>RAL, SIKKENS, NCS</p>
 <p><b>BLACK STRIPE V</b></p>					 <p>chestnut</p>	 <p>nature</p>	 <p>walnut</p>		
 <p><b>ROUGH ZERO+R15</b></p>					 <p>pastell loam</p>	 <p>pastell shadow</p>	 <p>pastell smoke</p>	 <p>black</p>	 <p>graphite</p>
 <p><b>ORBITA</b></p>					 <p>beachwood</p>	 <p>driftwood</p>	 <p>nature</p>	 <p>RAL, SIKKENS, NCS</p>	
 <p><b>RIPIENO</b></p>					 <p>beachwood</p>	 <p>driftwood</p>	 <p>nature</p>	 <p>RAL, SIKKENS, NCS</p>	




PREMIUM

ELarge  
XTend

**Glass doors**

Only universal glass doors available



All RAL/Sikkens/NCS colours available.

Individual parts only available on request and at extra charge! No metallic colours available!

Please place subsequent orders for RAL fronts within 6 months in order to avoid differences in colour.

**F2 Knotty brushed**

**Style:** Brushed knotty oak/walnut veneer on black mdf-board, with figure and rounded 60 mm handle moulding, reverse side identical.

If there is no handle ordered, the handle is going to be in the same colour and grain run H/V like the door style. Please make a selection from the below listed overview for a handle colour and grain run H/V, if wanted differentially.

GIRO H	Front colour	Carcase	Vis. side	Panels	XW5/ XW6	Plinth	Shelving
P520 216	walnut, H	*	F2	F2/*	-	F2	F2

GIRO V	Front colour	Carcase	Vis. side	Panels	XW5/ XW6	Plinth	Shelving
P521 216	walnut, V	*	F2	F2/*	-	F2	F2

F2/\* side walls are available in grooved (OLWR) or smooth (OLW) version in a thickness of 19, 50, 75 and 100 mm.

**F3 Striped brushed**

**Style:** Plainly brushed oak/walnut veneer on black mdf-board, rounded 60 mm handle moulding, reverse side identical.

If there is no handle ordered, the handle is going to be in the same colour and grain run H/V like the door style. Please make a selection from the below listed overview for a handle colour and grain run H/V, if wanted differentially.

GIRO H	Front colour	Carcase	Vis. side	Panels	XW5/ XW6	Plinth	Shelving
P546 102	nature, H	*	F3	F3/*	-	F3	F3
P546 500	scandinavian, H	*	F3	F3/*	-	F3	F3
P546 216	walnut, H	*	F3	F3/*	-	F3	F3
P546 006	bianco, H	KS	F3	F3/*	-	F3	F3
P546 022	black, H	KS	F3	F3/*	-	F3	F3
P546 032	olive, H	*	F3	F3/*	-	F3	F3
P546 244	shell, H	KS	F3	F3/*	-	F3	F3
<b>RAL</b>							
P550 000	RAL-, Sikkens-, NCS, H	*	F3	F3/*	-	F3	F3

GIRO V	Front colour	Carcase	Vis. side	Panels	XW5/ XW6	Plinth	Shelving
P548 102	nature, V	*	F3	F3/*	-	F3	F3
P548 500	scandinavian, V	*	F3	F3/*	-	F3	F3
P548 216	walnut, V	*	F3	F3/*	-	F3	F3
P548 006	bianco, V	KS	F3	F3/*	-	F3	F3
P548 022	black, V	KS	F3	F3/*	-	F3	F3
P548 032	olive, V	*	F3	F3/*	-	F3	F3
P548 244	shell, V	KS	F3	F3/*	-	F3	F3
<b>RAL</b>							
P551 000	RAL-, Sikkens-, NCS, V	*	F3	F3/*	-	F3	F3

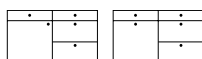
F3/\* side walls are available in grooved (OLWR) or smooth (OLW) version in a thickness of 19, 50, 75 and 100 mm.

**Selectabel handle options:**

nature H 650	black H 656	nature V 651	black V 657
walnut H 652	olive H 658	walnut V 653	olive V 659
scandi. H 664	shell H 660	scandi. V 665	shell V 661
bianco H 654	RAL H 662	bianco V 655	RAL V 663

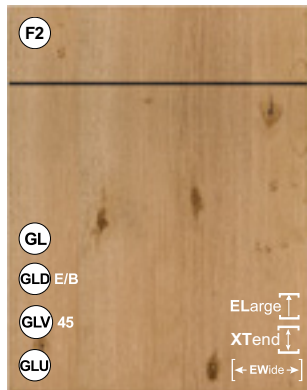
There are various handle positions for tall units available based on the 130mm grid.

Handle drilling options GIRO H/V F2, F3



30

31



**P  
R  
E  
M  
I  
U  
M**

**ZERO H/V**  
without grooves  
Flat veneered front

**Glass doors**  
G/GA/GM/R Framed glass door only available for the ZERO range,  
L Door with vertical side stiles




**UNO**  
One vertical groove  
in the middle



**R20**  
Vertical groove spacing  
200 mm  
**Note:**  
The following front  
widths  
have special groove  
spacings:  
30 cm = 148 mm  
45+90 cm = 223 mm  
50 cm = 248 mm



**R15**  
Vertical groove spacing  
150 mm  
**Note:**  
The following front  
widths  
have special groove  
spacings:  
40+80 cm = 132 mm  
50+100 cm = 165 mm




**R10**  
Vertical groove spacing  
100 mm  
**Note:**  
The following front widths  
have special groove  
spacings:  
45 cm = 89 mm



beachwood    chalk    chestnut    driftwood    nature    scandi., H/V    walnut only F2 + F3

All RAL/Sikkens/NCS colours available.



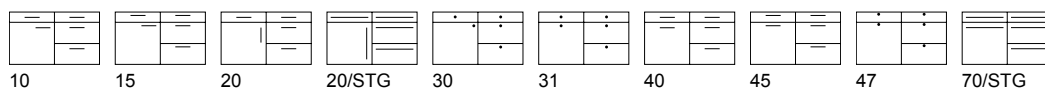
bianco    black    olive    shell

Individual parts only available on request and at extra charge!  
No metallic colours available!

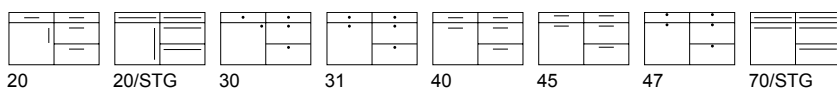
Please place subsequent orders for RAL fronts within 6 months  
in order to avoid differences in colour.

F1\*, F2\*, F3\* side walls are available in grooved (OLWR) or smooth (OLW) version in a thickness of 19, 50, 75 and 100 mm.

Handle drilling options    MERINO H/V F1, F2, F3 **ZERO**



Handle drilling options    MERINO H/V F1, F2, F3 **UNO + R20 + R15 + R10**



**F1 (previously LEGNO)**

**Knotty raw**

Style: **Blasted** knotty oak with strong veneer, on raw chipboard, 21 mm thick front, OLW19 = 21 mm thick

ZERO H	ZERO V	UNO	R20	R15	R10	Front colour	Carcase	Vis. side	Panels	XW5/ XW6	Plinth	Shelving
P461 019	P462 019	P465 019	P466 019	P468 019	P469 019	beachwood	*	F1	F1/*	F1	F1	F2
P461 104	P462 104	P465 104	P466 104	P468 104	P469 104	chalk	*	F1	F1/*	F1	F1	F2
P461 121	P462 121	P465 121	P466 121	P468 121	P469 121	chestnut	*	F1	F1/*	F1	F1	F2
P461 031	P462 031	P465 031	P466 031	P468 031	P469 031	driftwood	*	F1	F1/*	F1	F1	F2
P461 102	P462 102	P465 102	P466 102	P468 102	P469 102	nature	*	F1	F1/*	F1	F1	F2
P461 500	P462 500	P465 500	P466 500	P468 500	P469 500	scandinavian	*	F1	F1/*	F1	F1	F2
P461 006	P462 006	P465 006	P466 006	P468 006	P469 006	bianco	KS	F1	F1/*	F1	F1	F2
P461 022	P462 022	P465 022	P466 022	P468 022	P469 022	black	KS	F1	F1/*	F1	F1	F2
P461 032	P462 032	P465 032	P466 032	P468 032	P469 032	olive	*	F1	F1/*	F1	F1	F2
P461 244	P462 244	P465 244	P466 244	P468 244	P469 244	shell	KS	F1	F1/*	F1	F1	F2
<b>RAL</b>												
RAL ZERO	RAL ZERO	UNO	R20	R15	R10							
P571 000	P572 000	P575 000	P576 000	P578 000	P579 000	RAL-, Sikkens-, NCS	*	F1	F1/*	F1	F1	F2

Shelves are only available in F2 brushed

**F2 (previously MERINO)**

**Knotty brushed**

Style: **Deeply knotty** oak/walnut

ZERO H	ZERO V	UNO	R20	R15	R10	Front colour	Carcase	Vis. side	Panels	XW5/ XW6	Plinth	Shelving
P401 019	P402 019	P405 019	P406 019	P408 019	P409 019	beachwood	*	F2	F2/*	F2	F2	F2
P401 104	P402 104	P405 104	P406 104	P408 104	P409 104	chalk	*	F2	F2/*	F2	F2	F2
P401 121	P402 121	P405 121	P406 121	P408 121	P409 121	chestnut	*	F2	F2/*	F2	F2	F2
P401 031	P402 031	P405 031	P406 031	P408 031	P409 031	driftwood	*	F2	F2/*	F2	F2	F2
P401 102	P402 102	P405 102	P406 102	P408 102	P409 102	nature	*	F2	F2/*	F2	F2	F2
P401 500	P402 500	P405 500	P406 500	P408 500	P409 500	scandinavian	*	F2	F2/*	F2	F2	F2
P401 216	P402 216	P405 216	P406 216	P408 216	P409 216	walnut	*	F2	F2/*	F2	F2	F2
P401 006	P402 006	P405 006	P406 006	P408 006	P409 006	bianco	KS	F2	F2/*	F2	F2	F2
P401 022	P402 022	P405 022	P406 022	P408 022	P409 022	black	KS	F2	F2/*	F2	F2	F2
P401 032	P402 032	P405 032	P406 032	P408 032	P409 032	olive	*	F2	F2/*	F2	F2	F2
P401 244	P402 244	P405 244	P406 244	P408 244	P409 244	shell	KS	F2	F2/*	F2	F2	F2
<b>RAL</b>												
RAL ZERO	RAL ZERO	UNO	R20	R15	R10							
P581 000	P582 000	P585 000	P586 000	P588 000	P589 000	RAL-, Sikkens-, NCS	*	F2	F2/*	F2	F2	F2

**F3**

**Striped brushed**

Style: **Brushed plain** oak/walnut, without knots, without figure

ZERO H	ZERO V	UNO	R20	R15	R10	Front colour	Carcase	Vis. side	Panels	XW5/ XW6	Plinth	Shelving
P421 019	P422 019	P425 019	P426 019	P428 019	P429 019	beachwood	*	F3	F3/*	F3	F3	F3
P421 104	P422 104	P425 104	P426 104	P428 104	P429 104	chalk	*	F3	F3/*	F3	F3	F3
P421 121	P422 121	P425 121	P426 121	P428 121	P429 121	chestnut	*	F3	F3/*	F3	F3	F3
P421 031	P422 031	P425 031	P426 031	P428 031	P429 031	driftwood	*	F3	F3/*	F3	F3	F3
P421 102	P422 102	P425 102	P426 102	P428 102	P429 102	nature	*	F3	F3/*	F3	F3	F3
P421 500	P422 500	P425 500	P426 500	P428 500	P429 500	scandinavian	*	F3	F3/*	F3	F3	F3
P421 216	P422 216	P425 216	P426 216	P428 216	P429 216	walnut	*	F3	F3/*	F3	F3	F3
P421 006	P422 006	P425 006	P426 006	P428 006	P429 006	bianco	KS	F3	F3/*	F3	F3	F3
P421 022	P422 022	P425 022	P426 022	P428 022	P429 022	black	KS	F3	F3/*	F3	F3	F3
P421 032	P422 032	P425 032	P426 032	P428 032	P429 032	olive	*	F3	F3/*	F3	F3	F3
P421 244	P422 244	P425 244	P426 244	P428 244	P429 244	shell	KS	F3	F3/*	F3	F3	F3
<b>RAL</b>												
RAL ZERO	RAL ZERO	UNO	R20	R15	R10							
P491 000	P492 000	P495 000	P496 000	P498 000	P499 000	RAL-, Sikkens-, NCS	*	F3	F3/*	F3	F3	F3

# SPLIT PLANK-OAK V

## F1, F2

### Wood Range



PREMIUM

#### Glass doors

L Door with vertical side stiles



chestnut, V nature, V

### F1 (previously PLANK-OAK)

Knotty raw

Style: veneered old oak, vertically planked (butting against veneer) and **sandblasted**

SPLIT PLANK-OAK V	Front colour	Carcase	Vis. side	Panels	XW5/ XW6	Plinth	Shelving
P517 121	chestnut, V	*	F1	F1/*	F1	F1	F2
P517 102	nature, V	*	F1	F1/*	F1	F1	F2

Visible side not planked; shelves are only available in F2 **brushed**

### F2

Knotty brushed

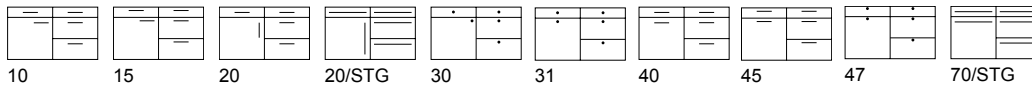
Style: veneered old oak, vertically planked (butting against veneer) and **brushed**

SPLIT PLANK-OAK V	Front colour	Carcase	Vis. side	Panels	XW5/ XW6	Plinth	Shelving
P527 121	chestnut, V	*	F2	F2/*	F2	F2	F2
P527 102	nature, V	*	F2	F2/*	F2	F2	F2

Visible side not planked

F1/\*, F2/\* side walls are available in planked (OWLR) or smooth (OLW) version in a thickness of 19, 50, 75 and 100 mm.

Handle drilling options SPLIT PLANK-OAK V F1, F2



# SPLIT-OAK H/V

## F1, F2

### Wood Range



PREMIUM

#### Glass doors

G/GA/GM/R Framed glass door,  
H Framed door, glass at top only



chestnut, H/V nature, H/V

### F1

Knotty raw

Style: knotty oak veneer, **blasted**

SPLIT OAK H	Front colour	Carcase	Vis. side	Panels	XW5/ XW6	Plinth	Shelving
P523 121	chestnut, H	*	F1	F1/*	F1	F1	F2
P523 102	nature, H	*	F1	F1/*	F1	F1	F2

SPLIT OAK V	Front colour	Carcase	Vis. side	Panels	XW5/ XW6	Plinth	Shelving
P524 121	chestnut, V	*	F1	F1/*	F1	F1	F2
P524 102	nature, V	*	F1	F1/*	F1	F1	F2

Shelves are only available in F2 **brushed**

### F2 (previously SPLIT-OAK)

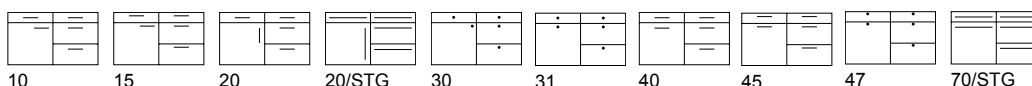
Knotty brushed

Style: knotty oak veneer, **brushed**

SPLIT OAK H	Front colour	Carcase	Vis. side	Panels	XW5/ XW6	Plinth	Shelving
P543 121	chestnut, H	*	F2	F2/*	F2	F2	F2
P543 102	nature, H	*	F2	F2/*	F2	F2	F2

SPLIT OAK V	Front colour	Carcase	Vis. side	Panels	XW5/ XW6	Plinth	Shelving
P544 121	chestnut, V	*	F2	F2/*	F2	F2	F2
P544 102	nature, V	*	F2	F2/*	F2	F2	F2

Handle drilling options SPLIT OAK H/V F1, F2





P  
R  
E  
M  
I  
U  
M


**Glass doors**  
Only universal glass doors available

**F2 (previously LAMELLA) Knotty brushed**

Style: oak veneer front, brushed with figure and knots on MDF base board with horizontal lamella direction. The groove between the slats is 13 mm wide. The front is 21.7 mm thick.

LAMELLA	Front colour	Carcase	Vis. side	Panels	XW5/ XW6	Plinth	Shelving
P652 022	black	KS	F2	F2	F2	F2	F2
P652 104	chalk	*	F2	F2	F2	F2	F2
P652 121	chestnut	*	F2	F2	F2	F2	F2
P652 500	scandinavian	*	F2	F2	F2	F2	F2
<b>RAL</b>							
P653 000	RAL-, Sikkens-, NCS	*	F2	F2	F2	F2	F2

Side panels are only available without slats!



black chalk chestnut



scandinavian

All RAL/Sikkens/NCS colours available.



Individual parts only available on request and at extra charge!  
No metallic colours available!

Please place subsequent orders for RAL fronts within 6 months in order to avoid differences in colour.

**F3 Striped brushed**

Style: plain oak veneer front, brushed without figures and knots on MDF base board with horizontal lamella direction. The groove between the slats is 13 mm wide. The front is 21.7 mm thick.

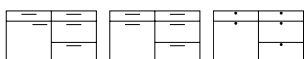
LAMELLA	Front colour	Carcase	Vis. side	Panels	XW5/ XW6	Plinth	Shelving
P612 022	black	KS	F3	F3	F3	F3	F3
P612 104	chalk	*	F3	F3	F3	F3	F3
P612 121	chestnut	*	F3	F3	F3	F3	F3
P612 500	scandinavian	*	F3	F3	F3	F3	F3
<b>RAL</b>							
P613 000	RAL-, Sikkens-, NCS	*	F3	F3	F3	F3	F3

Side panels are only available without slats!


Because of the horizontal grooving GL780, GL848 and S126 cannot be combined (tall units with vertical GL-strip cannot be combined with handleless base units)

Semi-handleless base units are not available as well!

Handle drilling options LAMELLA F2, F3




15 45 47



PREMIUM

**Glass doors**

RQ framed glass door with horizontal rail



black chestnut nature



All RAL/Sikkens/NCS colours available.

Individual parts only available on request and at extra charge! No metallic colours available!

Please place subsequent orders for RAL fronts within 6 months in order to avoid differences in colour.

**F1 (previously CADRE)**

Knotty raw

Style: 23 mm thick, at top and bottom 9 cm wide solid sandblasted rail, with integral fingerrip recess, sited inbetween on left and right 5.5 cm wide flattened rail, centre panel in wild brushed veneer.

CADRE	Front colour	Carcase	Vis. side	Panels	XW5/ XW6	Plinth	Shelving
P636 022	black	KS	F1	F1/*	-	F1	F2
P636 121	chestnut	*	F1	F1/*	-	F1	F2
P636 102	nature	*	F1	F1/*	-	F1	F2
<b>RAL</b>							
P637 000	RAL-, Sikkens-, NCS	*	F1	F1/*	-	F1	F2

Shelves are only available in F2 **brushed**

**F2**

Knotty brushed

Style: 23 mm thick, at top and bottom 9 cm wide solid brushed rail, with integral fingerrip recess, sited inbetween on left and right 5.5 cm wide flattened rail, centre panel in wild brushed veneer.

CADRE	Front colour	Carcase	Vis. side	Panels	XW5/ XW6	Plinth	Shelving
P656 022	black	KS	F2	F2/*	-	F2	F2
P656 121	chestnut	*	F2	F2/*	-	F2	F2
P656 102	nature	*	F2	F2/*	-	F2	F2
<b>RAL</b>							
P666 000	RAL-, Sikkens-, NCS	*	F2	F2/*	-	F2	F2

**F3**

Striped brushed

Style: 23 mm thick, at top and bottom 9 cm wide solid plain brushed rail, with integral fingerrip recess, sited inbetween on left and right 5.5 cm wide flattened rail, centre panel in plain brushed veneer.

CADRE	Front colour	Carcase	Vis. side	Panels	XW5/ XW6	Plinth	Shelving
P616 022	black	KS	F3	F3/*	-	F3	F3
P616 121	chestnut	*	F3	F3/*	-	F3	F3
P616 102	nature	*	F3	F3/*	-	F3	F3
<b>RAL</b>							
P617 000	RAL-, Sikkens-, NCS	*	F3	F3/*	-	F3	F3

F1/\*, F2/\*, F3/\* side walls are available in grooved (OLWR) or smooth (OLW) version in a thickness of 19, 50, 75 and 100 mm.

Note:

- drawer panels (plain) are only available with TIP-ON, as an alternative we recommend pull-out panels with interior drawers.
- Pull-out panels 256 mm high are not available.
- A door width of 296 mm should not be exceeded, otherwise available in plain finish only.
- Ideally, fridges should be planned at a height of 78 cm in order to ensure easy opening of the door.





PREMIUM

**Glass doors**  
R Framed glass door,  
H Framed door, glass at top only



All RAL/Sikkens/NCS colours available.

Individual parts only available on request and at extra charge! No metallic colours available!

Please place subsequent orders for RAL fronts within 6 months in order to avoid differences in colour.

**F1 (previously TELAIO)**

**Knotty raw**

Style: Solid sandblasted front in knotty oak, veneered centre panel, 9 cm wide frame.

TELAIO	Front colour	Carcase	Vis. side	Panels	XW5/ XW6	Plinth	Shelving
P634 019	beachwood	*	F1	F1/*	F1	F1	F2
P634 104	chalk	*	F1	F1/*	F1	F1	F2
P634 121	chestnut	*	F1	F1/*	F1	F1	F2
P634 031	driftwood	*	F1	F1/*	F1	F1	F2
P634 102	nature	*	F1	F1/*	F1	F1	F2
P634 500	scandinavian	*	F1	F1/*	F1	F1	F2

P634 006	bianco	KS	F1	F1/*	F1	F1	F2
P634 022	black	KS	F1	F1/*	F1	F1	F2
P634 032	olive	*	F1	F1/*	F1	F1	F2
P634 244	shell	KS	F1	F1/*	F1	F1	F2

RAL							
P635 000	RAL-, Sikkens-, NCS	*	F1	F1/*	F1	F1	F2

Shelves are only available in F2 brushed

**F2**

**Knotty brushed**

Style: Solid brushed front in knotty oak, veneered centre panel, 9 cm wide frame.

TELAIO	Front colour	Carcase	Vis. side	Panels	XW5/ XW6	Plinth	Shelving
P654 019	beachwood	*	F2	F2/*	F2	F2	F2
P654 104	chalk	*	F2	F2/*	F2	F2	F2
P654 121	chestnut	*	F2	F2/*	F2	F2	F2
P654 031	driftwood	*	F2	F2/*	F2	F2	F2
P654 102	nature	*	F2	F2/*	F2	F2	F2
P654 500	scandinavian	*	F2	F2/*	F2	F2	F2

P654 006	bianco	KS	F2	F2/*	F2	F2	F2
P654 022	black	KS	F2	F2/*	F2	F2	F2
P654 032	olive	*	F2	F2/*	F2	F2	F2
P654 244	shell	KS	F2	F2/*	F2	F2	F2

RAL							
P655 000	RAL-, Sikkens-, NCS	*	F2	F2/*	F2	F2	F2

**F3**

**Striped brushed**

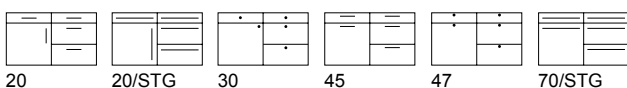
Style: Solid plain brushed front in knotty oak, veneered centre panel, 9 cm wide frame.

TELAIO	Front colour	Carcase	Vis. side	Panels	XW5/ XW6	Plinth	Shelving
P614 019	beachwood	*	F3	F3/*	F3	F3	F3
P614 104	chalk	*	F3	F3/*	F3	F3	F3
P614 121	chestnut	*	F3	F3/*	F3	F3	F3
P614 031	driftwood	*	F3	F3/*	F3	F3	F3
P614 102	nature	*	F3	F3/*	F3	F3	F3
P614 500	scandinavian	*	F3	F3/*	F3	F3	F3

P614 006	bianco	KS	F3	F3/*	F3	F3	F3
P614 022	black	KS	F3	F3/*	F3	F3	F3
P614 032	olive	*	F3	F3/*	F3	F3	F3
P614 244	shell	KS	F3	F3/*	F3	F3	F3

RAL							
P615 000	RAL-, Sikkens-, NCS	*	F3	F3/*	F3	F3	F3

Handle drilling options TELAIO F1, F2, F3




F1/\*, F2/\*, F3/\* side walls are available in grooved (OLWR) or smooth (OLW) version in a thickness of 19, 50, 75 and 100 mm.



**P  
R  
E  
M  
I  
U  
M**

**Glass doors**

Only universal glass doors available



black chestnut nature



All RAL/Sikkens/NCS colours available.

Individual parts only available on request and at extra charge! No metallic colours available!

Please place subsequent orders for RAL fronts within 6 months in order to avoid differences in colour.

**F1 (previously STRETTO)**

**Knotty raw**

Style: 21 mm thick, at top and bottom 8 cm wide solid sandblasted rail, sited inbetween on left and right 1.2 cm wide rail, filling wild veneer, blasted.

STRETTO	Front colour	Carcase	Vis. side	Panels	XW5/ XW6	Plinth	Shelving
<b>P638</b> 022	black	KS	F1	F1/*	-	F1	F2
<b>P638</b> 121	chestnut	*	F1	F1/*	-	F1	F2
<b>P638</b> 102	nature	*	F1	F1/*	-	F1	F2

**RAL**

<b>P639</b> 000	RAL-, Sikkens-, NCS	*	F1	F1/*	-	F1	F2
-----------------	---------------------	---	----	------	---	----	----

Shelves are only available in F2 **brushed**

**F2**

**Knotty brushed**

Style: 21 mm thick, at top and bottom 8 cm wide solid brushed rail, sited inbetween on left and right 1.2 cm wide rail, filling wild veneer, brushed.

STRETTO	Front colour	Carcase	Vis. side	Panels	XW5/ XW6	Plinth	Shelving
<b>P658</b> 022	black	KS	F2	F2/*	-	F2	F2
<b>P658</b> 121	chestnut	*	F2	F2/*	-	F2	F2
<b>P658</b> 102	nature	*	F2	F2/*	-	F2	F2

**RAL**

<b>P659</b> 000	RAL-, Sikkens-, NCS	*	F2	F2/*	-	F2	F2
-----------------	---------------------	---	----	------	---	----	----

**F3**

**Striped brushed**

Style: 21 mm thick, at top and bottom 8 cm wide solid plain brushed rail, sited inbetween on left and right 1.2 cm wide rail, filling plain veneer, brushed.

STRETTO	Front colour	Carcase	Vis. side	Panels	XW5/ XW6	Plinth	Shelving
<b>P618</b> 022	black	KS	F3	F3/*	-	F3	F3
<b>P618</b> 121	chestnut	*	F3	F3/*	-	F3	F3
<b>P618</b> 102	nature	*	F3	F3/*	-	F3	F3

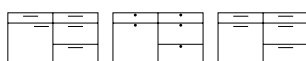
**RAL**

<b>P619</b> 000	RAL-, Sikkens-, NCS	*	F3	F3/*	-	F3	F3
-----------------	---------------------	---	----	------	---	----	----


F1/\*, F2/\*, F3/\* side walls are available in grooved (OLWR) or smooth (OLW) version in a thickness of 19, 50, 75 and 100 mm.

Handle drilling options

STRETTO F1, F2, F3



15 47 45




PREMIUM

Glass doors

H Framed door, glass at top only,  
R Framed glass door,  
K Crossbar door



bianco black olive



shell



All RAL/Sikkens/NCS colours available.

Individual parts only available on request and at extra charge! No metallic colours available!

Please place subsequent orders for RAL fronts within 6 months in order to avoid differences in colour.

F2 Knotty brushed

Style: Pore matt oak with figure in coffered version, 7 cm solid frame, flat-cut veneer pore matt filling.

TOSCANA	Front colour	Carcase	Vis. side	Panels	XW5/ XW6	Pilasters	OZ 40/41 KL/LL	Plinth	Shelving
P650 006	bianco	KS	F2	F2/*	-	M	F4	F2	F2
P650 022	black	KS	F2	F2/*	-	M	F4	F2	F2
P650 032	olive	*	F2	F2/*	-	M	F4	F2	F2
P650 244	shell	KS	F2	F2/*	-	M	F4	F2	F2
<b>RAL</b>									
P651 000	RAL-, Sikkens-, NCS	*	F2	F2/*	-	M	F4	F2	F2

F3 Striped brushed

Style: Pore matt plain oak in coffered version, 7 cm solid frame, flat-cut veneer plain pore matt filling.

TOSCANA	Front colour	Carcase	Vis. side	Panels	XW5/ XW6	Pilasters	OZ 40/41 KL/LL	Plinth	Shelving
P620 006	bianco	KS	F3	F3/*	-	M	F4	F3	F3
P620 022	black	KS	F3	F3/*	-	M	F4	F3	F3
P620 032	olive	*	F3	F3/*	-	M	F4	F3	F3
P620 244	shell	KS	F3	F3/*	-	M	F4	F3	F3
<b>RAL</b>									
P621 000	RAL-, Sikkens-, NCS	*	F3	F3/*	-	M	F4	F3	F3

F4 (previously TOSCANA, normal not PM) Silky smart

Style: Shaker-style oak front with semi-matt finish, 7 cm solid wood frame, flat veneered, lacquered centre panel.

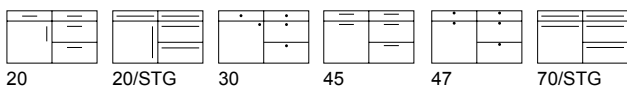
TOSCANA	Front colour	Carcase	Vis. side	Panels	XW5/ XW6	Pilasters	OZ 40/41 KL/LL	Plinth	Shelving
P450 006	bianco	KS	F4	F4/*	-	M	F4	F4	F4
P450 022	black	KS	F4	F4/*	-	M	F4	F4	F4
P450 032	olive	*	F4	F4/*	-	M	F4	F4	F4
P450 244	shell	KS	F4	F4/*	-	M	F4	F4	F4
<b>RAL</b>									
P451 000	RAL-, Sikkens-, NCS	*	F4	F4/*	-	M	F4	F4	F4

Country-style elements available!

F2/\*, F3/\*, F4/\* side walls are available in grooved (OLWR) or smooth (OLW) version in a thickness of 19 mm.

Handle drilling options

TOSCANA F2, F3, F4




20 20/STG 30 45 47 70/STG



PREMIUM

### Glass doors

Only universal glass doors available



shell, H/V



All RAL/Sikkens/NCS colours available.

Individual parts only available on request and at extra charge! No metallic colours available!

Please place subsequent orders for RAL fronts within 6 months in order to avoid differences in colour.

### F2 Knotty brushed

Style: Brushed oak/walnut veneer, 21 mm thick with figure and 45° slim frame on top of door, reverse side identical.

OBLIQUO H	Front colour	Carcase	Vis. side	Panels	XW5/ XW6	Plinth	Shelving
P553 102	nature, H	*	F2	F2/*	F2	F2	F2
P553 500	scandinavian, H	*	F2	F2/*	F2	F2	F2
P553 216	walnut, H	*	F2	F2/*	F2	F2	F2

P553 006	bianco, H	KS	F2	F2/*	F2	F2	F2
P553 022	black, H	KS	F2	F2/*	F2	F2	F2
P553 032	olive, H	*	F2	F2/*	F2	F2	F2
P553 244	shell, H	KS	F2	F2/*	F2	F2	F2

#### RAL

P556 000	RAL-, Sikkens-, NCS, H	*	F2	F2/*	F2	F2	F2
----------	------------------------	---	----	------	----	----	----

OBLIQUO V	Front colour	Carcase	Vis. side	Panels	XW5/ XW6	Plinth	Shelving
P554 102	nature, V	*	F2	F2/*	F2	F2	F2
P554 500	scandinavian, V	*	F2	F2/*	F2	F2	F2
P554 216	walnut, V	*	F2	F2/*	F2	F2	F2

P554 006	bianco, V	KS	F2	F2/*	F2	F2	F2
P554 022	black, V	KS	F2	F2/*	F2	F2	F2
P554 032	olive, V	*	F2	F2/*	F2	F2	F2
P554 244	shell, V	KS	F2	F2/*	F2	F2	F2

#### RAL

P558 000	RAL-, Sikkens-, NCS, V	*	F2	F2/*	F2	F2	F2
----------	------------------------	---	----	------	----	----	----

F2/\* side walls are available in grooved (OLWR) or smooth (OLW) version in a thickness of 19, 50, 75 and 100 mm. Max. door height of 1426 mm.

### F3 Striped brushed

Style: Plainly brushed oak/walnut veneer, 21 mm thick with 45° slim frame on top of door, reverse side identical.

OBLIQUO H	Front colour	Carcase	Vis. side	Panels	XW5/ XW6	Plinth	Shelving
P563 102	nature, H	*	F3	F3/*	F3	F3	F3
P563 500	scandinavian, H	*	F3	F3/*	F3	F3	F3
P563 216	walnut, H	*	F3	F3/*	F3	F3	F3

P563 006	bianco, H	KS	F3	F3/*	F3	F3	F3
P563 022	black, H	KS	F3	F3/*	F3	F3	F3
P563 032	olive, H	*	F3	F3/*	F3	F3	F3
P563 244	shell, H	KS	F3	F3/*	F3	F3	F3

#### RAL

P566 000	RAL-, Sikkens-, NCS, H	*	F3	F3/*	F3	F3	F3
----------	------------------------	---	----	------	----	----	----

OBLIQUO V	Front colour	Carcase	Vis. side	Panels	XW5/ XW6	Plinth	Shelving
P564 102	nature, V	*	F3	F3/*	F3	F3	F3
P564 500	scandinavian, V	*	F3	F3/*	F3	F3	F3
P564 216	walnut, V	*	F3	F3/*	F3	F3	F3

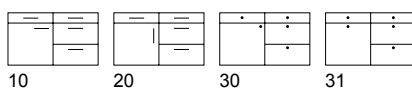
P564 006	bianco, V	KS	F3	F3/*	F3	F3	F3
P564 022	black, V	KS	F3	F3/*	F3	F3	F3
P564 032	olive, V	*	F3	F3/*	F3	F3	F3
P564 244	shell, V	KS	F3	F3/*	F3	F3	F3


#### RAL

P573 000	RAL-, Sikkens-, NCS, V	*	F3	F3/*	F3	F3	F3
----------	------------------------	---	----	------	----	----	----

F3/\* side walls are available in grooved (OLWR) or smooth (OLW) version in a thickness of 19, 50, 75 and 100 mm.

Handle drilling options OBLIQUO H/V F2, F3





PREMIUM

Glass doors  
not available

**F3** Striped brushed

Front: 19 mm of thickness, oak veneer, plain brushed without knots & figures, reverse side identical, door with integrated handle profile and optional side profiles r/l/t in 20 mm of thickness (see price list chapter Wood Edition - item code Ø LW20)

CHIBA V	Front colour	Carcase	Vis. side	Panels	XW5/ XW6	Plinth	Shelving
P607 104	chalk, V	*	F3	F3	-	F3	F3
P607 102	nature, V	*	F3	F3	-	F3	F3
P607 500	scandinavian, V	*	F3	F3	-	F3	F3
P607 006	bianco, V	KS	F3	F3	-	F3	F3
P607 022	black, V	KS	F3	F3	-	F3	F3
P607 032	olive, V	*	F3	F3	-	F3	F3
P607 244	shell, V	KS	F3	F3	-	F3	F3
<b>RAL</b>							
P707 000	RAL-, Sikkens-, NCS, V	*	F3	F3	-	F3	F3



chalk, V nature, V scandinavian, V bianco, V

**Front limitations:**

- \* only available with base units using drawer systems or dishwasher panels (drawer/pull-out/ d/w-panel), not combinable with units with doors!
- \* not available for wall units and appliance housings!
- \* this door style is matching with MERINO V F3 for tall- and wall units



black, V olive, V shell, V



All RAL/Sikkens/NCS colours available.

Individual parts only available on request and at extra charge! No metallic colours available!

Please place subsequent orders for RAL fronts within 6 months in order to avoid differences in colour.



PREMIUM

Glass doors  
G/GA/GM/R Framed glass door

**F2 (previously REAL-OAK)** Knotty brushed

Style: Industrial veneer, brushed and lacquered, on raw chipboard substrate, with horizontal/vertical graining, same-coloured edge all around.

REAL-OAK H	Front colour	Carcase	Vis. side	W19	XW5/ XW6	Plinth	Shelving
P359 104	chalk, H	*	F2	F2	F2	F2	F2
P359 121	chestnut, H	*	F2	F2	F2	F2	F2
P359 177	real-nature, H	*	F2	F2	F2	F2	F2
<b>REAL-OAK V</b>							
REAL-OAK V	Front colour	Carcase	Vis. side	W19	XW5/ XW6	Plinth	Shelving
P394 104	chalk, V	*	F2	F2	F2	F2	F2
P394 121	chestnut, V	*	F2	F2	F2	F2	F2
P394 177	real-nature, V	*	F2	F2	F2	F2	F2

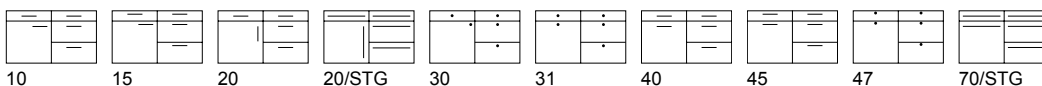
W19: Side panels in industrial veneer are only available in a thickness of 19 mm and without grooves.


We would like to point out that in terms of the structure, colour and number of knots the appearance of the industrial veneer can vary and does not constitute grounds for complaint.



chalk H/V chestnut, H/V real-nature, H/V

Handle drilling options REAL-OAK H/V F2





PREMIUM

**Glass doors**

Only universal glass doors available




chalk chestnut driftwood



nature scandi., H/V walnut



bianco black olive



shell



All RAL/Sikkens/NCS colours available.

Individual parts only available on request and at extra charge! No metallic colours available!

Please place subsequent orders for RAL fronts within 6 months in order to avoid differences in colour.

**F2 Knotty brushed**

Style: Veneer oak/walnut front with knots and figure, brushed, on MDF base plate, with vertical lamella direction. 5 mm groove width between the lamellas. 21 mm thick front. Rear side same colour without lamellas.

VERTICO V	Front colour	Carcase	Vis. side	Panels	XW5/ XW6	Plinth	Shelving
P610 104	chalk	*	F2/*1	F2/*2	-	F2	F2
P610 121	chestnut	*	F2/*1	F2/*2	-	F2	F2
P610 031	driftwood	*	F2/*1	F2/*2	-	F2	F2
P610 102	nature	*	F2/*1	F2/*2	-	F2	F2
P610 500	scandinavian	*	F2/*1	F2/*2	-	F2	F2
P610 216	walnut	*	F2/*1	F2/*2	-	F2	F2

P610 006	bianco	KS	F2/*1	F2/*2	-	F2	F2
P610 022	black	KS	F2/*1	F2/*2	-	F2	F2
P610 032	olive	*	F2/*1	F2/*2	-	F2	F2
P610 244	shell	KS	F2/*1	F2/*2	-	F2	F2

**RAL**

P611 000	RAL-, Sikkens-, NCS	*	F2/*1	F2/*2	-	F2	F2
----------	---------------------	---	-------	-------	---	----	----

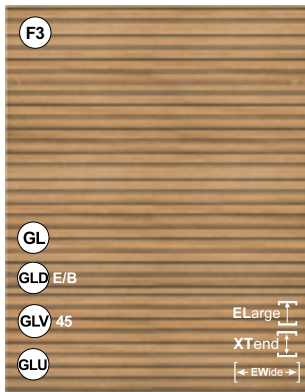
**Note:**

Visible sides F2/\*1 only available in smooth version.


Side walls F2/\*2 available in 19 mm smooth (OLW) or 21 mm deep grooved on one side (OLWR)!

Side walls 50-100 mm only available in smooth version (OLW).

Only available in handleless or with TIP-ON; handle drillings are not possible because of the grooving.



**Glass doors**  
G/GA/GM/R Framed glass door



nature

Handle drilling options BLACK-LINE F3 (only for handle 466/467/470)



**F3 (previously BLACK-LINE) Striped brushed**

**Style:** Plain oak veneer on black MDF, horizontal grooving, reverse side oak veneer without grooving

BLACK-LINE	Front colour	Carcase	Vis. side	Panels	XW5/ XW6	Plinth	Shelving
P623 102	nature	black	F3/*1	F3/*2	-	F3	F3


Note:

**F3/\*1** The face of visible sides is always supplied with grooving, the front edge is without grooving. The reverse side of the visible side is black.


**F3/\*2** Side panels 19 and 50 mm: available with grooving on one side and on the edge, side panels 75 and 100 mm are not available!

Note:

- The black carrier material, which is used as foundation for the grooving, is always slightly visible when GLV45 and GLU is selected as handleless profile.
- **GL780 and S126 cannot be combined** because of the horizontal grooving (tall units with vertical GL-strip cannot be combined with handleless base units!)
- Doors outside of the modular grid are not predrilled at the factory



**Glass doors**  
Only universal glass doors available




nature



scandinavian



walnut



black



All RAL/Sikkens/NCS colours available.

Individual parts only available on request and at extra charge! No metallic colours available!

**F3 (previously NOTCHO) Striped brushed**

**Style:** Vertically plain veneer grooved front (oak: black and nature, walnut) on raw chipboard/MDF substrate with 2 veneer thicknesses. Front thickness 20 mm, reverse side in the same colour but without grooves.

NOTCHO	Front colour	Carcase	Vis. side	Panels	XW5/ XW6	Plinth	Shelving
P624 102	nature	*	F3/*1	F3/*2	-	F3	F3
P624 500	scandinavian	*	F3/*1	F3/*2	-	F3	F3
P624 216	walnut	*	F3/*1	F3/*2	-	F3	F3

P624 022	black	KS	F3/*1	F3/*2	-	F3	F3
----------	-------	----	-------	-------	---	----	----


RAL	Front colour	Carcase	Vis. side	Panels	XW5/ XW6	Plinth	Shelving
P625 000	RAL-, Sikkens-, NCS	*	F3/*1	F3/*2	-	F3	F3

Note:

- Visible side F3/\*1 only available without grooves
- Panels F3/\*2 19 mm only available with grooves on one side (OLWR) or without grooves on both sides (OLW)
- Panels 50-100 mm only available without grooves (OLW)


Please place subsequent orders for RAL fronts within 6 months in order to avoid differences in colour.

Only available in handleless or with TIP-ON; handle drillings are not possible because of the grooving.



PREMIUM

**Glass doors**  
Only universal glass doors available



Only available in handleless or with TIP-ON; handle drillings are not possible because of the grooving.

## F3 Striped brushed

**Style:** Plain oak/walnut veneer front on black MDF; vertical grooves. Veneer rear side without grooves. The groove between the lamellas is 5 mm wide.

BLACK STRIPE V	Front colour	Carcase	Vis. side	Panels	XW5/ XW6	Plinth	Shelving
P622 121	chestnut	*	F3/*1	F3/*2	-	F3	F3
P622 102	nature	*	F3/*1	F3/*2	-	F3	F3
P622 216	walnut	*	F3/*1	F3/*2	-	F3	F3

Please note:

**F3/\*1** side panels are always supplied with grooved surfaces, the front edge is unicoloured in wood tone, the rear side of the side panel is black.

**F3/\*2** 19mm side panels are supplied with grooves on one side (OLWR) or smooth (OLW). Front edge is unicoloured in wood tone. Side panels in other thicknesses (50, 75, 100 mm) are available only in smooth version (OLW, without grooves).

The black carrier material, which is used as foundation for the grooving, is always slightly visible when **GLV45** is selected as handleless profile.



PREMIUM

**Glass doors**  
L Door with vertical side stiles



## F1 (previously ROUGH) Knotty raw

**Style:** Thick oak veneer sandblasted, without grooves (ZERO) or with grooves and 150 mm spacings (R15), vertical graining, reverse side in the same colour

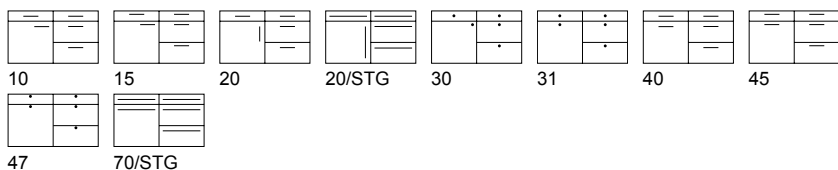
ZERO	R15	Front colour	Carcase	Vis. side	Panels	XW5	Plinth	Shelving
P568 022	P569 022	black	KS	F1	F1/*	F1	F1	-
P568 017	P569 017	graphite	KS	F1	F1/*	F1	F1	-
P568 155	P569 155	pastel loam	*	F1	F1/*	F1	F1	-
P568 156	P569 156	pastel shadow	*	F1	F1/*	F1	F1	-
P568 157	P569 157	pastel smoke	*	F1	F1/*	F1	F1	-
P568 158	P569 158	plage	*	F1	F1/*	F1	F1	-

**F1/\*** side walls are available in grooved (OLWR) or smooth (OLW) version in a thickness of 19, 50, 75 and 100 mm.

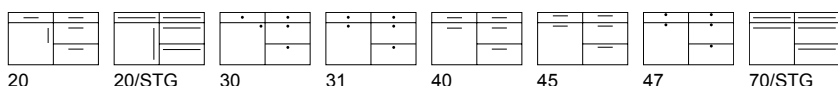
**Note for R15:**

The following fronts have different groove spacings  
40 + 80 cm = 132 mm  
50 cm = 124 mm  
100 cm = 142 mm

Handle drilling options ROUGH ZERO F1



Handle drilling options ROUGH R15 F1







PREMIUM

**F1 (previously ORBITA) Knotty raw**

Style: Solid, rustic finished and sandblasted door in knotty oak, 11 cm frame, veneered centre panel, reverse side in the same colour.

ORBITA	Front colour	Carcase	Vis. side	Panels	XW5/ XW6	Plinth	Shelving
P442 019	beachwood	*	F1	F1/*	-	F1	F2
P442 031	driftwood	*	F1	F1/*	-	F1	F2
P442 102	nature	*	F1	F1/*	-	F1	F2
RAL							
P443 000	RAL-, Sikkens-, NCS	*	F1	F1/*	-	F1	F2

Shelves are only available in F2 brushed

**Glass doors**

R Framed glass door,  
H Framed door, glass at top only



beachwood driftwood nature



All RAL/Sikkens/NCS colours available.

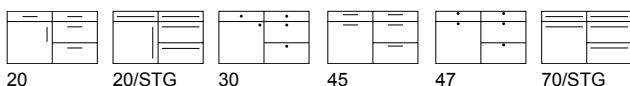
Individual parts only available on request and at extra charge! No metallic colours available!

Please place subsequent orders for RAL fronts within 6 months in order to avoid differences in colour.

F1/\* side walls are available in grooved (OLWR) or smooth (OLW) version in a thickness of 19, 50, 75 and 100 mm.

Note:  
Doors less than 296 mm wide will be supplied without frame.

Handle drilling options ORBITA F1



PREMIUM

**F1 (previously RIPIENO) Knotty raw**


Style: Solid, rustic finished and sandblasted door in knotty oak, 11 cm frame, solid wood centre panel, reverse side in the same colour.

RIPIENO	Front colour	Carcase	Vis. side	Panels	XW5/ XW6	Plinth	Shelving
P541 019	beachwood	*	F1	F1/*	-	F1	F2
P541 031	driftwood	*	F1	F1/*	-	F1	F2
P541 102	nature	*	F1	F1/*	-	F1	F2
RAL							
P542 000	RAL-, Sikkens-, NCS	*	F1	F1/*	-	F1	F2

Shelves are only available in F2 brushed

**Glass doors**

R Framed glass door,  
H Framed door, glass at top only



beachwood driftwood nature



All RAL/Sikkens/NCS colours available.

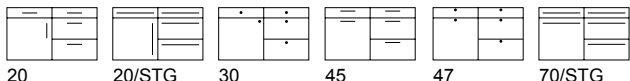
Individual parts only available on request and at extra charge! No metallic colours available!

Please place subsequent orders for RAL fronts within 6 months in order to avoid differences in colour.

F1/\* side walls are available in grooved (OLWR) or smooth (OLW) version in a thickness of 19, 50, 75 and 100 mm.

Note:  
Doors less than 296 mm wide will be supplied without frame. Pull-out panels less than 352 mm high will be supplied with flat centre panel.

Handle drilling options RIPIENO F1





**Handles,  
worktop  
decors and  
discontinued  
items**

# Handles | Knobs

Handles	No.	Details	Handles	No.	Details
	<b>200</b>	chrome/matt, 160 mm  <b>GRIBO:</b> 10 - 15 - 20 - 40 - 45		<b>394</b>	rose-gold, 160 mm  <b>GRIBO:</b> 10 - 15 - 20 - 40 - 45
	<b>222</b>	Slender stainless steel handle, 192 mm <b>MP</b> ●  <b>GRIBO:</b> 10 - 15 - 20 - 40 - 45		<b>421</b>	●  <b>GRIBO:</b> 10 - 15 - 20 - 40 - 45
	<b>285</b>	Stainless steel coloured, 160 mm <b>MP</b> ●  <b>GRIBO:</b> 10 - 15 - 20 - 40 - 45		<b>422</b>	Stainless steel look, 320 mm only in combination with handle 421 used from 600 mm width <b>MP</b> ●  <b>GRIBO:</b> 40 - 45
	<b>298</b>	Stainless steel finish, 192 mm total length 230 mm <b>MP</b>  <b>GRIBO:</b> 10 - 15 - 20 - 40 - 45		<b>423</b>	brushed brass, 160 mm total length 170 mm ●  <b>GRIBO:</b> 10 - 15 - 20 - 40 - 45
	<b>299</b>	Stainless steel look, 128 mm ●  <b>GRIBO:</b> 10 - 15 - 20 - 40 - 45		<b>426</b>	Matt gold lacquered, 160 mm, total length 230 mm  <b>GRIBO:</b> 10 - 15 - 20 - 40 - 45
	<b>384</b>	black, 160 mm total length 206 mm  <b>GRIBO:</b> 10 - 15 - 20 - 40 - 45		<b>427</b>	Powder-coated black, 160 mm, total length 180 mm  <b>GRIBO:</b> 10 - 15 - 20 - 40 - 45
	<b>385</b>	black knurled, 160 mm total length 188 mm ●  <b>GRIBO:</b> 10 - 15 - 20 - 40 - 45		<b>428</b>	titan lacquered, 192 mm, total length 200 mm  <b>GRIBO:</b> 10 - 15 - 20 - 40 - 45
	<b>386</b>	black, 160 mm total length 181 mm  <b>GRIBO:</b> 10 - 15 - 20 - 40 - 45		<b>435</b>	Matt black, 160 mm total length 170 mm ●  <b>GRIBO:</b> 10 - 15 - 20 - 40 - 45
	<b>392</b>	Stainless steel, 160 mm  <b>GRIBO:</b> 10 - 15 - 20 - 40 - 45		<b>436</b>	Matt black lacquered, 192 mm total length 199 mm <b>MP</b>  <b>GRIBO:</b> 10 - 15 - 20 - 40 - 45
	<b>393</b>	Matt black, 160 mm  <b>GRIBO:</b> 10 - 15 - 20 - 40 - 45		<b>437</b>	Matt black powder-coated, 128 mm total length 164 mm  <b>GRIBO:</b> 10 - 15 - 20 - 40 - 45

Melamine

Matt





















High-gloss

Foil-wrapped

Wood Edition: Wood Range + Wood Specials

Handles & Knobs, worktop styles, discontinued items

# Handles | Knobs

Handles	No.	Details	Handles	No.	Details
	438	dark metal with weld seams, 160 mm total length 175 mm <b>MP ●</b> <b>GRIBO:</b> 10 - 15 - 20 - 40 - 45		452	Antiqued black, 160 mm <b>MP</b> <b>GRIBO:</b> 10 - 15 - 20 - 40 - 45
	439	dark metal with weld seams, 320 mm, total length 335 mm only in combination with handle 438 will be used starting at a width of 600 mm <b>MP ●</b> <b>GRIBO:</b> 40 - 45		453	Stainless steel look, 192 mm <b>MP ●</b> <b>GRIBO:</b> 10 - 15 - 20 - 40 - 45
	442	gold coloured, 160 mm, total length 209 mm <b>GRIBO:</b> 10 - 15 - 20 - 40 - 45		455	rosé sand 160 mm, total length 166 mm <b>MP</b> <b>GRIBO:</b> 10 - 15 - 20 - 40 - 45
	443	gold coloured, 320 mm, total length 370 mm, only in combination with handle 442, will be used starting at a width of 600 mm <b>MP</b> <b>GRIBO:</b> 40 - 45		456	rosé sand 320 mm, total length 326 mm, only in combination with handle 455, will be used starting at a width of 600 mm <b>MP</b> <b>GRIBO:</b> 40 - 45
	444	green, 160 mm, total length 209 mm <b>GRIBO:</b> 10 - 15 - 20 - 40 - 45		457	rosé sand 160 mm, total length 170 mm <b>MP</b> <b>GRIBO:</b> 10 - 15 - 20 - 40 - 45
	445	green, 320 mm, total length 370 mm, only in combination with handle 444, will be used starting at a width of 600 mm <b>MP</b> <b>GRIBO:</b> 40 - 45		458	satin grey, 192 mm, total length 210 mm <b>GRIBO:</b> 10 - 15 - 20 - 40 - 45
	446	black, 160 mm, total length 209 mm <b>GRIBO:</b> 10 - 15 - 20 - 40 - 45		459	bronze gold, 192 mm, total length 200 mm <b>GRIBO:</b> 10 - 15 - 20 - 40 - 45
	447	black, 320 mm, total length 370 mm, only in combination with handle 446, will be used starting at a width of 600 mm <b>MP</b> <b>GRIBO:</b> 40 - 45		461	Matt black, 192 mm total length 200 mm <b>GRIBO:</b> 10 - 15 - 20 - 40 - 45
	448	bronze, 160 mm, total length 168 mm <b>GRIBO:</b> 10 - 15 - 20 - 40 - 45		475	black lacquered, 160 mm, total length 168 mm <b>GRIBO:</b> 10 - 15 - 20 - 40 - 45
	449	bronze, 320 mm, total length 328 mm, only in combination with handle 448, will be used starting at a width of 600 mm <b>MP</b> <b>GRIBO:</b> 40 - 45		476	sepiabrown powdered, 192 mm, total length 212 mm <b>MP ●</b> <b>GRIBO:</b> 10 - 15 - 20 - 40 - 45

# Handles | Knobs

Knobs	No.	Details
	477	sepiabrown powdered, 320 mm, total length 340 mm, only in combination with handle 476, will be used starting at a width of 600 mm <b>MP</b> ● <b>GRIBO:</b> 40 - 45
	506	short bar handle STGE Stainless steel, 184 mm fixed total length 226 mm <b>MP</b> ● <b>GRIBO:</b> 10 - 15 - 20 - 40 - 45
	507	short bar handle STGEB powder-coated black, 184 mm fixed total length 226 mm <b>MP</b> ● <b>GRIBO:</b> 10 - 15 - 20 - 40 - 45
	314	knob, black lacquered, 16 mm Vertical drilling is not possible! ● <b>GRIBO:</b> 40 - 45
	315	knob, black super matt lacquered, 60 mm diameter ● <b>GRIBO:</b> 30 - 31
	318	knob black <b>GRIBO:</b> 30 - 31
	372	Knob anticato colour deviations are possible <b>MP</b> ● <b>GRIBO:</b> 30 - 47

Bar handles	No.	Details
	STGE	stainless steel <b>MP</b> ● <b>GRIBO:</b> 20/STG - 70/STG
	STGEB	Powder-coated black <b>MP</b> ● <b>GRIBO:</b> 20/STG - 70/STG
	STGBIG	Black <b>MP</b> ● <b>GRIBO:</b> 20/STG - 70/STG












On Shaker-style or profiled doors only vertical (not horizontal) drilling is possible.






**MP** = Handles can be supplied at an extra charge in all price categories.

- = **Planning advice:** in corner solutions it is important to consider the 700 x 700 mm corner in order to guarantee flawless function.

**BAR HANDLES ARE AVAILABLE ACROSS ALL PRICE GROUPS AT EXTRA CHARGE ONLY.**

## GRIBO - Handle drilling options

						
GRIBO 1 without drilling	GRIBO 10 horizontal	GRIBO 15 horizontal, raised	GRIBO 20 vertical	GRIBO 20/STG vertical bar handle	GRIBO 30 knob drilling	GRIBO 31 knob drilling centred
						
GRIBO 40 centred Only available for flat fronts.	GRIBO 45 centered, raised	GRIBO 47 knob drilling centred, raised	GRIBO 70/STG hor. bar handle			



**01** GL-E/B Handleless, stainless steel, black or bianco (flat door)

NL LL PL

**04** GLX-E Handleless (door with 90° routing + stainless steel strip)

PL

**02** GLD-E/B Handleless, stainless steel, black or bianco lacquered (flat door)

NL LL PL

**05** GLV-45 Handleless (door with 45° chamfer)

PL



**03** GLV-E/B Handleless (door with 45° chamfer + metal strip), stainless steel or black

PL

**06** GLU Handleless (wooden door with U-moulding)

PL

Strip handles - groove-inserted



**01** COM strip square 997  
stainless steel


**02** COM strip square 994  
black

**03** COM strip down 995  
black


**04** COM strip rounded 996  
stainless steel

COM-strips are now part of a package price. See addition for price list 2023.

# Worktop styles



551 CASHMERE



633 CONCRETE SAND



801 TURMALIN



1000 ALPINE WHITE



1003 ARLINTON OAK



1009 CONCRETE STYLE PEARL GREY



1010 CONCRETE DARK




1011 CONCRETE BRIGHT



1012 CONCRETE NATURE



1015 BORDOLINO OAK GREY




1017 CERAMIC ANTHRACITE



1018 CERAMIC RUST



1019 ANTHRACITE CHROMIX




1031 OAK SANREMO SAND



1033 FLASH BLACK




1034 GLADSTONE OAK GREIGE



1036 GLITTERSTONE LIGHT



1037 GRAPHITE GREY



1039 HALIFAX OAK WHITE



1049 LIGHT GREY




1053 METALLO GREY BROWN



1054 METAL BLACK



1060 NATURAL LANCELOT OAK



1062 NEGRO BRASIL



1068 PALE LANCELOT OAK



1077 SANDGREY



1095 TIVOLI



1100 VICENZA OAK BRIGHT



1107 DOLPHIN



1108 SLATE



1109 HALIFAX OAK NATURE



1110 CRUSH GOLD



1111 HALIFAX CRACK OAK



1150 CARBON



1160 PEBBLE GREY



1180 KITO BLUE STEEL

Melamine

Matt


High-gloss

Foil-wrapped

Wood Edition: Wood Range + Wood Specials

Handles & Knobs, worktop styles, discontinued items


# Worktop styles




1181 SHELL



1182 WARMIA WALNUT



1183 LONDRA



1184 SCANDINAVIAN



1185 CEMENTO TERRA



1186 CEMENTO BELLIS



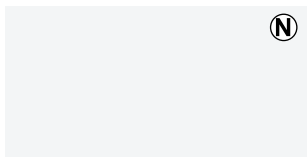
1187 COPPER



1188 BLACK




1189 SLATE BLACK




1190 OPTIWHITE




5001 FENIX BIANCO



5002 FENIX BIANCO ALASKA



5003 FENIX GRIGIO LONDA



5004 FENIX NERO



5005 FENIX BIANCO KOS



6000 EXTREM CARBON




6001 EXTREM EDELWEISS



6002 EXTREM ICY WHITE




6003 EXTREM CASHMERE GREY



6008 EXTREM MAGNOLIA WHITE



6009 EXTREM MARBLE BLACK



6010 EXTREM MARBLE WHITE



6013 EXTREM SHARKY GREY



6014 EXTREM SNOW/CHALK



# Worktop styles

Code No.	Decor	ID	40 mm 40/60/100 mm 16 + 40 mm			Matching front colour	Matching carcass colour	Max. length in mm	Matching upstand
			RK	SK	PP				
551	CASHMERE	702	+	+	+	cashmere	cashmere	4000	-
633	CONCRETE SAND	42364	+	+	+	Cemento sand		4000	-
801	TURMALIN	FC91	-	+	+	turmalin		3600	-
1000	ALPINE WHITE	1025	+	+	+	bianco	bianco	5000	+
1003	ARLINTON OAK	H3303	-	+	+	natural knotty oak	natural knotty oak	4000	+
1009	CONCRETE STYLE PEARL GREY	44375	-	+	+	light oxide		4000	+
1010	CONCRETE DARK	275	+	+	+			5000	+
1011	CONCRETE BRIGHT	274	+	+	+			5000	+
1012	CONCRETE NATURE	34149	-	+	+			4000	+
1015	BORDOLINO OAK GREY	1146	+	+	+	oak bardolino		5000	+
1017	CERAMIC ANTHRACITE	311	+	+	+			5000	+
1018	CERAMIC RUST	6008	+	+	+			5000	+
1019	ANTHRACITE CHROMIX	641	+	+	+			5000	+
1031	OAK SANREMO SAND	34139	-	+	+	sanremo oak		4000	+
1033	FLASH BLACK	7654	+	+	+			5000	+
1034	GLADSTONE OAK GREIGE	3326	+	+	+			5000	+
1036	GLITTERSTONE LIGHT	7655	+	+	+			5000	+
1037	GRAPHITE GREY	1257	-	+	+	orion	orion	5000	+
1039	HALIFAX OAK WHITE	H1176	-	+	+	halifax white		4000	+
1049	LIGHT GREY	1188	+	+	+	grigio		5000	+
1053	METALLO GREY BROWN	633	+	+	+			5000	+
1054	METAL BLACK	1233	+	+	+	graphite	graphite	5000	+
1060	NATURAL LANCELOT OAK	4263	+	+	+			5000	+
1062	NEGRO BRASIL	6216	-	+	+			5000	+
1068	PALE LANCELOT OAK	4262	+	+	+			5000	+
1077	SANDGREY	1184	+	+	+			5000	+
1095	TIVOLI	6244	+	+	+			5000	+
1100	VICENZA OAK BRIGHT	H3157	-	+	+	vicenza oak claire		4000	+
1107	DOLPHIN	U12044	-	+	+	dolphin	dolphin	5000	+
1108	SLATE	U12986	-	+	+	slate	slate	5000	+
1109	HALIFAX OAK NATURE	H1180	-	+	+	halifax nature		5000	+
1110	CRUSH GOLD	F442	-	+	+	crush gold		5000	+
1111	HALIFAX CRACK OAK	H3183	-	+	+	halifax crack oak	halifax crack oak	5000	+
1150	CARBON	U201	-	+	+	carbon	carbon	5000	+
1160	PEBBLE GREY	U968	-	+	+	pebble-grey	pebble-grey	5000	+
1180	KITO BLUE STEEL	FG76111	-	+	+	steel blue		5000	+
1181	SHELL	705	-	+	+	shell	shell	5000	+
1182	WARMIA WALNUT	1307	-	+	+	walnut	walnut	5000	+
1183	LONDRA	12074	+	+	+	londra	londra	5000	+
1184	SCANDINAVIAN	H3165	-	+	+	scandinavian	scandinavian	5000	+
1185	CEMENTO TERRA	42207	-	+	+	Cemento terra		5000	+
1186	CEMENTO BELLIS	F265	-	+	+	Cemento bellis		5000	+
1187	COPPER	F76037	-	+	+			5000	+
1188	BLACK	U12007	-	+	+			5000	+
1189	SLATE BLACK	S63044	-	+	+			5000	+
1190	OPTIWHITE	U1102	-	+	+	optiwhite	optiwhite	5000	+

## FENIX-Decors

5001	FENIX BIANCO	29	-	+	FE	bianco	bianco	4000	+
5002	FENIX BIANCO ALASKA	30	-	+	FE	optiwhite	optiwhite	4000	+
5003	FENIX GRIGIO LONDA	718	-	+	FE	londra	londra	4000	+
5004	FENIX NERO	720	-	+	FE	black	black	4000	+
5005	FENIX BIANCO KOS	0032	-	+	FE	kos white	bianco	4000	+

## Worktop styles

Code No.	Decor	ID	40 mm RK	40/60/100 mm SK	16 + 40 mm PP	Matching front colour	Matching carcass colour	Max. length in mm	Matching upstand
<b>EXTREM-Decors</b>									
6000	EXTREM CARBON	U1233 XM	-	+	XM	graphite	graphite	4000	+
6001	EXTREM EDELWEISS	SR209 XM	-	+	XM			4000	+
6002	EXTREM ICY WHITE	U1027 XM	-	+	XM	optiwhite	optiwhite	4000	+
6003	EXTREM CASHMERE GREY	U1168 XM	-	+	XM	cashmere	cashmere	4000	+
6008	EXTREM MAGNOLIA WHITE	U1379 XM	-	+	XM	magnolia	magnolia	4000	+
6009	EXTREM MARBLE BLACK	S63028	-	+	XM			4000	+
6010	EXTREM MARBLE WHITE	S63009	-	+	XM			4000	+
6013	EXTREM SHARKY GREY	U091 XM	-	+	XM	sharky	sharky	4000	+
6014	EXTREM SNOW/CHALK	U102 XM	-	+	XM	snow	snow	4000	+

**FE** Fenix HPL (special pricing, see price-list), **PP** PP-edge, **RK** rounded edge, **SK** HPL edge, **WAP** upstand, **XM** Extrem HPL (special pricing, see price-list)

### XM worktops

- Decorative high-pressure laminate with durable, electron-beam hardened surface and polished reverse side.
- Super-matt texture for the front and worktop with all the quality features and standard values for high-pressure laminate (HPL).
- Comfortably warm, velvety soft feel, inviting touch.
- Impervious to finger and grease marks, for visual appeal in everyday use.
- Optimum ease of cleaning for effortless removal of everyday soiling, above all stubborn grease stains.

### Important:

In order to enjoy your XTreme kitchen surfaces for as long as possible, we advise you to observe the following instructions:

- Fine, extra matt surfaces are delicate. The texture itself cannot prevent scratches
- Especially with darker decors mechanical stress can leave behind visible, unsightly marks

Signs of wear, caused for example by unglazed porcelain or cutting on the worktop, do not constitute grounds for complaint.

### General

**Please do not use panels in 19/50/75 or 100 mm as a bar top, or additionally order a glass cover as protection!**



## Discontinued items 2024

## PREMIUM LINE

Door styles			
ELEGANCE SOFT entirely	FENIX bromo	GIRO F2 nature	GIRO F2 bianco
GIRO F2 black	GIRO F2 olive	GIRO F2 shell	GIRO F2 RAL-, Sikkens-, NCS
GROOVE entirely	LUCE grigio	MEDA entirely	MODERNO entirely
STYLE entirely	URBAN cement white		

### Note:

The discontinued models listed are available up to the end of December 2024!  
GIRO F2 nature is discontinued immediately! Exception: the colour 'walnut'!

Carcase colours			
sharky 126			

## Discontinued items 2024

## LITE LINE

Door styles			
LUCE grigio			

### Note:

The discontinued models listed are available up to the end of December 2024!

## Discontinued items 2024

## NEW LINE

Door styles			
LUCE grigio			

### Note:

The discontinued models listed are available up to the end of December 2024!

## Discontinued items 2024

## LITE LINE

## PREMIUM LINE

## NEW LINE

Handles			
289	396	397	424
373	466, 467*, 468, 469, 470		

Worktop styles			
1001 ANTHRAZIT SOLID COLOR	1013 BLOCK BOARD NOCHE	1025 DARK NIGHT	1047 KUPFER
1072 RAJA BLACK	1069 PAPHYRUS NUBIA BRAUN	1104 WEISS STEINSTRUKTUR	

**Schröder Küchen GmbH & Co. KG**

Oepings Brink 7 – D-32278 Kirchlengern  
Fon +49 (0) 52 23 / 97 35-0 – Fax +49 (0) 52 23 / 97 35-35/-341  
info@schroeder-kuechen.de – www.schroeder-kuechen.de